

BMW 4 Series  
Coupe

428i  
428i xDrive  
435i  
435i xDrive



The Ultimate  
Driving Machine®



تلفن: شماره روزی: ۰۸۵ ۸۸۶۲۰۸۵

FarmaSOS.com

# THE NEW BMW 4 SERIES COUPE.

## THE ARRIVAL OF A DEPARTURE.

**BMW EfficientDynamics**  
Less emissions. More driving pleasure.

**SPORTING VITALITY.  
SINGULAR STYLE.**



Dynamic individuality: The first-ever BMW 4 Series Coupe deftly integrates sleek aesthetics, personalized luxury, athletic agility and thrilling power. Do you possess a passion for driving and a flair for style? Good news: you've found the perfect vehicle for self-expression.



## The new BMW 4 Series Coupe

### SPORTINESS MEETS AESTHETICS.

- 06 **Exterior**  
Its lines: unmistakable.
- 10 **Dynamics**  
A savvy performer.
- 16 **Interior**  
Impressive entrance.
- 20 **Performance**  
Power in every detail.
- 22 **Information**  
Always connected.

## Technology

### INNOVATIONS THAT MOVE YOU.

- 26 **BMW ConnectedDrive®**  
So connected, you're free.
- 30 **BMW EfficientDynamics**  
Technology that increases excitement and reduces fuel consumption and emissions.
- 32 **BMW engine technology**  
A heritage of innovation.
- 34 **Chassis and performance technology**  
Systems to enhance driving pleasure.
- 36 **Active and passive safety features**  
Innovative systems for enhanced driving confidence and security.

## Equipment

### AS INDIVIDUAL AS YOUR DREAMS.

- 38 **BMW 4 Series Coupe**
- 40 **BMW Sport Line**
- 42 **BMW Luxury Line**
- 44 **BMW M Sport**
- 46 **Exterior colors**
- 47 **Upholstery colors and materials, and interior trims**
- 50 **Equipment features and options**
- 60 **Original BMW Accessories**
- 61 **Build Your Own**

## Overviews

### SPECIFICATIONS AND SERVICES.

- 62 **Technical data**
- 64 **BMW Services**  
Exclusive offers for BMW customers.

اراد خود رو فارما

FarmaSOS.com

۰۸۵-۸۸۶۲۰۸۱

Get the latest information on BMW standard and optional features, packages and technical specifications. Visit [bmwusa.com](http://bmwusa.com), select the BMW model of your choice, and click on "Features & Specs."

For exclusive BMW photos, behind-the-scenes videos and the latest BMW news:

-  Like us on Facebook®:  
[facebook.com/bmwusa](https://facebook.com/bmwusa)
-  Follow us on Twitter®:  
[twitter.com/bmwusa](https://twitter.com/bmwusa)
-  Find us on YouTube™:  
[youtube.com/bmwusa](https://youtube.com/bmwusa)
-  Follow us on TUMBLR®:  
[bmwusa.tumblr.com](https://bmwusa.tumblr.com)

## Editorial

# EXTRAVAGANT EFFICIENCY: THE SPORTS COUPE, REDEFINED.

The BMW 4 Series Coupe proves that sporty driving, personal luxury and sustainability can not only coexist, but perform in concert. The Coupe defines the essence of the all-new 4 Series: high performance combined with sophisticated style, comfort and convenience. All integrated into an elegantly articulated design language that speaks volumes when you see or touch every crafted line, curve, stitch and square inch of premium materials.

The 4 Series Coupe's lightweight design enhances handling and acceleration while reducing fuel use and emissions. The engine limits wasteful idling in traffic and at lights with an Auto Start-Stop function. Brake Energy Regeneration recovers energy previously wasted by braking and coasting to help power the electrical systems and deliver a reassuring feel on the road. These and other advanced technologies combine in a unique luxury sports coupe that pours on performance when you need it – and intelligently manages energy when you don't.

Extravagant efficiency: what sounds like a paradox is, in fact, the new definition for a category BMW pioneered nearly 40 years ago: the sports coupe.

[bmwusa.com/4Series](http://bmwusa.com/4Series)

#### Equipment of model shown: BMW 435i Coupe with Sport Line.

Engine:	BMW TwinPower Turbo 3.0-liter inline six-cylinder
Max. output:	300 hp @ 5800, 6000 rpm
Wheels:	Star Spoke (Style 407) 19-inch light alloy
Exterior color:	Mineral Gray Metallic
Upholstery:	Coral Red Dakota Leather with Black highlight
Interior trim:	Aluminum with Black highlight



# THE LOOK AND MOVES OF AN ELITE ATHLETE.



Ever notice how star athletes assume a wider, lower stance before making fast turns? We did. Result: the new BMW 4 Series Coupe is wider than its 3 Series predecessor. The front track is wider, the rear track wider still, with flared wheel arches delineating the car's widest points. Thanks to a sleeker roofline and lightweight materials throughout, its center of gravity is lower. This helps you carve corners with less body roll, more confidence. Get wide, stay low – and go. That's a winning formula on the playing field – and on the road.

ADVANCED TECHNOLOGY,  
ELEGANTLY EXPRESSED.



تلفن شبانه روزی: ۰۲۱-۸۸۸۶۲۰۸۵

FarmaSOS.com



**With fresh new styling, you'd expect fresh new ideas. And you'd be right.** So it should come as no surprise that the all-new BMW 4 Series Coupe sports a lower roofline and longer wheelbase. A BMW EfficientDynamics-inspired innovation is Air Breathers, located directly behind the front wheel arches. By reducing drag around the wheels, they help cut fuel consumption at high speeds. Also appropriate for a forward-looking BMW Coupe are brilliant ideas in looking forward: Adaptive LED Headlights.

Get the latest information on BMW standard and optional features, packages and technical specifications. Visit [bmwusa.com](http://bmwusa.com), select the BMW model of your choice, and click on "Features & Specs."



FOUR MODES  
FOR MOODS.

**Driving Dynamics Control adapts vehicle performance to your personal preferences.** Feeling sporty? Let's go for SPORT mode. Sportier still? Dial in SPORT+. Thrifty? Select ECO PRO mode. Want to be pampered? Choose COMFORT mode. Depending on which of these four modes you select, the new 4 Series Coupe can deliver even lower fuel consumption, superlative ride comfort, or exceptionally agile handling. It's all about being accommodating, whatever your desire.



تلفن: ۰۲۱-۸۸۸۶۲۰۸۵

FarmaSOS.com

## FRONT END, LEADING EDGE.

**Surprising new technology surrounds that classic BMW grille.**

The signature double-kidney grille identifies this as a true BMW. Also true to BMW's heritage, creative engineering. Consider the Adaptive LED Headlights that adjust their brilliant beams to suit the road conditions. Take a closer look at the large air intakes and you'll see small vertical apertures at the far edges. These are Air Curtains that direct airflow around the outside, rather than directly into the front wheels at higher speeds, boosting fuel efficiency. Surprised to find so much innovation up front? This is, after all, a BMW. So don't say you didn't see it coming.

Get the latest information on BMW standard and optional features, packages and technical specifications. Visit [bmwusa.com](http://bmwusa.com), select the BMW model of your choice, and click on "Features & Specs."

HIGH-  
PERFORMANCE  
**STYLE**  
**STATEMENT.**







تلفن شبانه روزی: ۰۸۵-۱۸۸۶۲۰۲۱

FarmaSOS.com

**PERSONALIZE YOUR  
INTERIOR MOTIVES.**

**Sportily dramatic.** The distinctive driver-oriented interior reflects the 4 Series' athletic pedigree as it pampers all passengers in comfort. At night, Ambient lighting gives the cabin a dramatic personality. And three distinctive Lines – Sport Line, Luxury Line and M Sport – offer a choice of trims and materials to mirror your personal style.



Get the latest information on BMW standard and optional features, packages and technical specifications. Visit [bmwusa.com](http://bmwusa.com), select the BMW model of your choice, and click on "Features & Specs."



امداد خود و فارما

تلفن شبانه روزی: ۰۲۱-۸۸۸۶۲۰۸۵

FarmaSOS.com

## COMFORT THAT CONFORMS TO YOUR DEMANDS.

**Beyond driving excitement, you can expect practicality from a BMW Sports Coupe interior.** Let's start with rear seat backs that can be folded down in 40/20/40 segments. Lowering the center segment creates a trunk-to-interior storage space that can accommodate skis or snowboards, while allowing two adults to remain comfortably seated. Speaking of accommodating, the trunk holds two golf bags and affords easy access. As well, with Comfort Access you can open it hands-free with a short movement of your foot under the center of the rear bumper. Practical performance like this makes the new BMW 4 Series Coupe both fun and functional.

Get the latest information on BMW standard and optional features, packages and technical specifications. Visit [bmwusa.com](http://bmwusa.com), select the BMW model of your choice, and click on "Features & Specs."



## POWER AND AGILITY TO SEPARATE YOU FROM THE PACK.

**A broad powerband, near-perfect weight distribution and lower center of gravity deliver breakaway performance.** You can expect a high level of driving delight with either the 435i's 3-liter inline six-cylinder engine or the 428i's 2-liter, inline four-cylinder. Both sing with BMW's TwinPower Turbo and high-precision fuel injection with advanced intake optimization technologies. Harness all the power with your choice of an 8-speed Sport Automatic transmission with steering wheel-mounted paddles, or a smooth-shifting 6-speed manual. Superior handling is also a delicate balancing act; that's why the BMW 4 Series Coupe leverages 50/50 weight distribution, a lower center of gravity and sophisticated double-pivot front, five-link rear suspensions to infuse a steady state of behind-the-wheel bliss.

Get the latest information on BMW standard and optional features, packages and technical specifications. Visit [bmwusa.com](http://bmwusa.com), select the BMW model of your choice, and click on "Features & Specs."



**Stay in touch with a touchpad integrated into the top of the iDrive Controller.** Enter phone numbers, addresses and contact names by writing them directly on the touchpad. You can also use this feature to zoom in and out on the interactive Navigation system map Display. This is just one of the innovative BMW ConnectedDrive® technologies, services and apps that offer more driving freedom and confidence through versatile connections between you, your vehicle and your world.

STAY CONNECTED.  
**STAY IN TOUCH.**

FarmaSOS.com

BEAUTY THAT STANDS OUT  
EVEN WHEN YOU MERGE.

---



اداره خود و فارما

FarmaSOS.com

## BMW ConnectedDrive So connected, you're free.



Every day, our world is becoming increasingly networked. Many BMW drivers, however, are better connected than the rest, obtaining information on the road, communicating by phone or email, and always being updated on the latest events. BMW ConnectedDrive encompasses all these services, including traffic features that allow BMW vehicles and their occupants to network with the outside world.



BMW ConnectedDrive services and apps provide versatile connections between the driver, vehicle and the outside world. BMW ConnectedDrive driver assistance systems enhance your convenience, active safety and peace of mind. BMW ConnectedDrive infotainment features make every mile even more enjoyable. And most all are easily accessed and controlled through the on-board iDrive system with touchpad Controller, literally putting the world at your fingertips.

For more information, please see:  
[bmwusa.com/connecteddrive](http://bmwusa.com/connecteddrive)

## BMW CONNECTED DRIVE®: CONVENIENCE, INFOTAINMENT AND SAFETY TECHNOLOGIES MEET IN ONE SUITE.

With BMW ConnectedDrive you stay in touch, no matter where you go. Its advanced communications and entertainment features create a network between driver, vehicle and environment, at any time and wherever you are. The following pages present special highlights in the areas of convenience, infotainment and safety. For a comprehensive overview, see [bmwusa.com/connecteddrive](http://bmwusa.com/connecteddrive).



### BMW ASSIST eCALL™

Enjoy peace of mind knowing that a friendly response specialist is there to help you 24/7, at the touch of a button. BMW Assist eCall includes Automatic Collision Notification, Emergency Request (SOS button) and Customer Relations.



### BMW TELESERVICE.

As you're driving, the intelligent maintenance system, Condition Based Service, constantly monitors your vehicle's service needs. BMW Teleservice checks your vehicle's operating fluids and wear items. When any need replacing, it automatically transmits this data and upcoming service needs to your preferred BMW center. Your BMW Service Advisor then contacts you to set up a convenient appointment, and orders parts beforehand, reducing your service and wait time.



### BMW ONLINE.

BMW Online gives you a personalized internet portal, delivered on the Control Display. Get up-to-date fuel prices and gas station locations; the latest weather forecasts, advisories and warnings; Dow Jones, S&P and NASDAQ indices; and the powerful reach of the Google® database. Read or hear news headlines aloud via text-to-speech technology. "Send to Mail" pinpoints your current location and planned destination, and allows you to send the information to any email account. Split-screen functionality lets you use BMW Online in tandem with Navigation maps and instructions, entertainment details and other on-board content.



### BMW APPS.


Access Social Networks, on-demand music and location sharing through your iPhone®, and see them on the Display screen.<sup>1</sup> Tune in to Web radio and search for stations from around the globe by name, location or genre. You can also store your favorite stations, find similar stations, display station information, and change the quality of the audio. Your favorite entries are on your iPhone, so you can take them from one vehicle to another.

- <sup>1</sup> Requires BMW Apps option and a compatible phone. Please note:
- A broadband data link is required. The costs for this (e.g., data roaming) are regulated by the customer agreement with the mobile phone service provider.
  - Not all features available while vehicle is in motion; see dealer for details.
  - Web radio audio quality depends on the bit rate of the station, and data reception depends on your cell service. Data transfer comes over the mobile device.

Get the latest information on BMW standard and optional features, packages and technical specifications. Visit [bmwusa.com](http://bmwusa.com), select the BMW model of your choice, and click on "Features & Specs."

## BMW CONNECTED DRIVE® SERVICES AND APPS: EVERYTHING YOU NEED, INTELLIGENTLY NETWORKED.

Want to find the quickest route around a traffic jam? Not a problem – if you have the BMW Navigation system with Advanced Real Time Traffic Information. Need to send a note to your client? Message Dictation lets you compose and send an email or text message while you concentrate on the road. Tired of the same old playlist? Let the AUPEO! Personal Radio app introduce you to a new world of music. How about finding a French restaurant in a strange city? Let Concierge Services locate it, make a reservation for you, and send the address and phone number directly to your BMW's Navigation system. **BMW ConnectedDrive** services and apps bring a whole new level of convenience and pleasure to your drive wherever you are.



### REMOTE SERVICES.

You're never far from your BMW when you have Remote Services. Locked out? Simply call the BMW Assist™ Response Center and provide your name and password, and they will unlock your driver-side door. If your BMW is stolen, file a police report, then call the BMW Assist Response Center; they will help the police locate your vehicle. (Check with your insurance company to see if this feature qualifies for a premium discount.) With the My BMW Remote app you can control your BMW from your smartphone. Lock your doors remotely; if you can't find your BMW in a parking lot, your screen will pinpoint it on a map – and on some models, even flash its lights.



### ADVANCED REAL TIME TRAFFIC INFORMATION (ARTTI).

This feature, included in the iDrive 4.2 Navigation system for Model Year 2014, makes you aware of traffic congestion in most large cities before you encounter it. This feature displays and describes current local traffic information on your Control Display; in case of delays greater than five minutes, it suggests alternate routes. The latest-generation Navigation system offers numerous upgrades, such as presenting menus in virtual, 3-D spaces; added functions in the split-screen Display; switching quickly from top view to perspective view; using superimposed layers for Advanced Real Time Traffic Information and weather icons; displaying points of interest, and more.



### MOBILE OFFICE.

Use the time you spend in your vehicle even more effectively with BMW's Mobile Office feature.<sup>1</sup> For example, text messages and emails can be transferred from your Bluetooth® paired phone directly to the vehicle's Control Display and can be read back to you aloud using text-to-speech functionality and the vehicle's audio system.

<sup>1</sup> Not all mobile phones are compatible with Mobile Office, and some compatible phones support a limited number of Mobile Office functions. For the complete list of compatible mobile phones and the details regarding which Mobile Office functions are supported by each phone, please visit [bmwusa.com/bluetooth](http://bmwusa.com/bluetooth).



### CONCIERGE SERVICES.

Wherever you travel, friendly Concierge Services representatives assist you with local restaurant and hotel recommendations, movie times and ticket information, flight arrival and departure gates and times, fuel prices and availability, and much more. You can also get the "Points of Interest" (POI) download, which allows the representative to send addresses and phone numbers to your vehicle. This information can also be transferred to your BMW Navigation system for route guidance. Then use your Bluetooth linked mobile phone to make a call.

## DRIVER ASSISTANCE FEATURES: DESIGNED TO ENHANCE YOUR BMW DRIVING EXPERIENCE.

Driving a BMW isn't always the thrill of taking tight corners and accelerating onto a highway. There are the more mundane tasks of, say, finding and maneuvering into a parking space, or exiting an indoor garage onto a busy street and avoiding pedestrians you cannot see. For those times, innovative **BMW ConnectedDrive** driver assistance features make every moment behind the wheel as effortless and enjoyable as possible.



### HEAD-UP DISPLAY.

The BMW Head-up Display uses a multi-color TFT to project the image toward the windshield more in your line of vision, so you can easily keep your eyes on the road while checking important travel information, such as your current speed, Check Control data and Navigation system directional arrows.



### PARKING ASSISTANT.

This driver assistance system searches for suitable parking spots and then steers your vehicle into them. Simply press the "Park Assistant" button, then drive along potential parking spaces on either side of the road, staying below 22 mph and no more than five feet away. Using ultrasonic sensors integrated into the side indicators, the system searches for and measures parking spaces. When a space at least four feet longer than your vehicle is spotted, it is shown on your Control Display. Shift into reverse and Parking Assistant takes control of steering your vehicle into the selected space; you operate the accelerator and brake pedals. The acoustic and visual warnings of Park Distance Control provide assistance.



### DRIVING ASSISTANCE FEATURES.

Numerous BMW ConnectedDrive features help enhance active safety. For example, when your vehicle crosses over lane markings without signaling, **Lane Departure Warning**, a component of Active Driving Assistant, warns you by sending a mild vibration through the steering wheel. **Active Blind Spot Detection**, activated when you use the turn-signal indicator before changing lanes, warns if a vehicle is in your blind spot or approaching at a high speed in the passing lane.



### SPEED LIMIT INFO.

This system uses a camera installed close to the rear-view mirror to monitor speed limit signs posted above the road. Together with information supplied by the on-board Navigation system, it displays posted speed limits on the instrument cluster display and in the Head-up Display, if so equipped. (European image shown)

Get the latest information on BMW standard and optional features, packages and technical specifications. Visit [bmwusa.com](http://bmwusa.com), select the BMW model of your choice and click on "Features & Specs."

**BMW EfficientDynamics**  
Less emissions. More driving pleasure.



## BMW EFFICIENT DYNAMICS: MAKING A LITTLE GO A LONG WAY.

BMW was one of the first automotive manufacturers to pursue efficient driving technologies – one part of our award-winning sustainability strategy. BMW EfficientDynamics represents the most comprehensive package of innovative technologies currently in production for reducing fuel consumption and emissions. Our commitment to EfficientDynamics means we are continuously developing innovative systems that bring us closer to our long-term goal of emissions-free mobility. Since 1995 BMW has been able to reduce the CO<sub>2</sub> emissions of its entire fleet by approximately 30 percent, and intends to achieve a further 25 percent reduction by 2020. However, we remain committed to driving pleasure, which is being pursued in different ways.

**Eco-friendly technology.** The development of more efficient vehicles powered by conventional gasoline and diesel engines are continuing challenges. A comprehensive technology directive enables the reduction of fuel consumption and emissions, while at the same time increasing power output and driving enjoyment. These advances are based on innovations such as BMW TwinPower Turbo technology, Brake Energy Regeneration, Air Curtain front apron design, and many others.

**BMW ActiveHybrid.** With the BMW ActiveHybrid 7, BMW ActiveHybrid 5 and BMW ActiveHybrid 3, BMW has impressive hybrid production models in its line. All combine outstanding efficiency with superlative dynamic ability.

**BMW i.** The all-new BMW i brand is launching two completely new vehicle concepts for sustainable mobility in an urban environment; both are an important part of BMW EfficientDynamics technologies. Key features of the BMW i3 and BMW i8 include the use of lightweight materials such as carbon-fiber-reinforced plastic (CFRP), electric drive systems, powerful battery technology and eco-friendly production methods.

[bmwusa.com/i](http://bmwusa.com/i)  
[bmwusa.com/EfficientDynamics](http://bmwusa.com/EfficientDynamics)

## THE 4 SERIES COUPE'S EFFICIENT DYNAMICS INITIATIVE AT A GLANCE.

### **Auto Start-Stop function.**

Even when idling, such as at a stop sign, an engine burns fuel. BMW's Auto Start-Stop function enhances fuel efficiency by switching off the engine. (The intelligent electronics system first checks the battery charge level and calculates if other electric systems, like the heated rear window, need more energy.) Once the brake pedal is released, the engine starts up again almost instantly. A Start-Stop signal in the Display indicates the function is active.

### **BMW TwinPower Turbo technology.**

This innovative twin-scroll turbocharging technology efficiently reclaims the energy contained in exhaust gases, using a twin-scroll charger with a double-flow exhaust system.

### **High Precision Direct Injection.**

In this latest-generation direct fuel injection system, the piezo injectors are positioned very close to the spark plugs. They inject fuel at high pressure, with extreme precision, for very efficient combustion.

### **Brake Energy Regeneration.**

To supply a battery with electrical energy, the generator (alternator) is usually driven using engine power, which requires fuel. With Brake Energy Regeneration, the alternator generates electricity only when you take your foot off the accelerator. Kinetic energy that was previously unharnessed is transformed into electrical energy, which is then fed into the battery. In this way, electricity is generated without consuming fuel.

### **Electric power steering.**

Unlike conventional, hydraulic steering systems, electric power steering draws power only during actual steering movements. When the steering wheel position is constant, the electric motor is inactive.

### **ECO PRO mode.**

Driving in ECO PRO mode helps customers achieve fuel savings of up to 20 percent, depending on their individual style of driving. This mode optimizes accelerator and transmission response as well as shift points, and intelligently adapts the heating/air conditioning strategy. ECO PRO tips help the driver drive even more efficiently. The bonus range shown by the on-board computer indicates how many additional miles the driver has gained thanks to the increased efficiency in ECO PRO mode since the last fill-up.

### **8-speed Sport Automatic transmission.**

The close spacing of gear ratios in the 8-speed Sport Automatic transmission makes maximum use of the optimum rev range, reducing fuel consumption and allowing smoother shifts.

### **Lightweight construction.**

Our engineers use lightweight aluminum throughout our vehicles – in the front section, for example, or for the suspension. BMW's four- and six-cylinder TwinPower Turbo engine blocks are all-aluminum. Taken together, these weight savings lead to lower fuel consumption and better axle load distribution for more agility, especially in curves.

Not all BMW EfficientDynamics features are available on all models. Please see your authorized BMW center for details.



# BMW ENGINE TECHNOLOGY: A HERITAGE OF INNOVATION. A FUTURE OF SUSTAINABLE EXHILARATION.

From its inception almost a century ago as a manufacturer of aircraft engines, Bavarian Motor Works has been a world leader in engine design. In fact, the innovations shown below were so ahead of their time, BMW engineers still incorporate this technology into today's award-winning powerplants. Over the decades, BMW engines have led to countless wins at the racetrack. Even more important, their smooth, powerful and efficient performance has won over generations of driving enthusiasts. Today, adhering to the EfficientDynamics philosophy, BMW engineers are setting even higher goals: creating an engine template that can be scaled in size and adapted to new fuel sources – all while maintaining legendary BMW performance and efficiency. It's a revolutionary concept that is now becoming reality. Welcome to the exciting future of BMW power.

1936



## SEMI-HEMISPHERICAL VALVE DESIGN.

A design so advanced it helped the BMW 328 Mille Miglia win races in 1936 – and it's still in use today.

1955


## ALL-ALUMINUM V-8 ENGINE.

The BMW 502 applied what is now called "intelligent lightweight engineering" to its then-awesome 160-hp V-8 engine.

1972

## FUEL INJECTION.

The BMW 2002tii featured fuel injection, a technology that would become a crucial building block in BMW EfficientDynamics advances.



1981

## DIGITAL MOTOR ELECTRONICS (DME).

Computerized engine monitoring and control revolutionize the performance, efficiency and reliability of BMW's World Championship-winning Formula 1® racecar.

1992

## MULTI-VALVE TECHNOLOGY.

In every BMW, four valves per cylinder let in more air for greater power, and push out exhaust more easily for greater efficiency.

2006



## ALUMINUM/MAGNESIUM COMPOSITE ENGINE BLOCK.

Technology from 1970s BMW racecar engines, this combines the strength to withstand high-revving performance with efficiency-enhancing light weight.

2007

## TWIN POWER TURBO ENGINES.

BMW twin-scroll turbocharging calls on high-precision direct injection and a host of other innovations for increased power and efficiency – without turbo lag.

2008

## BMW ADVANCED DIESEL WITH BLUE PERFORMANCE TECHNOLOGY.

BMW introduces America to a new form of diesel with amazing torque and power, quiet running, lower emissions and greater efficiency than ever before.

## TODAY: THE BMW TWIN POWER TURBO ENGINE.

Introduced in 2007, TwinPower Turbo technology is incorporated into every new BMW engine, whether gasoline-, diesel- or hybrid-powered. Utilizing BMW high-precision direct injection, Double-VANOS continuously variable camshaft timing, and Valvetronic individual intake valve control, TwinPower Turbo technology delivers vastly increased power, torque and efficiency when compared to normally aspirated engines of the same size.

## BMW GASOLINE-POWERED ENGINES.

Whether configured with four, six, eight or 12 cylinders, the latest BMW gasoline-combustion engines are designed to generate the highest ratio of power and thrilling performance to fuel consumption and emissions.

## BMW ADVANCED DIESEL.

Powerful, fast, quiet and fuel-efficient: these are the traits of BMW Advanced Diesel engines. Thanks to BluePerformance Technology, BMW diesel engines meet emissions standards in all 50 states. Managed by a high-performance electronic engine control unit, the turbocharger develops boost and extra power in immediate response to the smallest tap of the accelerator pedal, and stays strong throughout the rev range where you do most of your driving.

## BMW ACTIVE HYBRID.

BMW ActiveHybrid vehicles blend a TwinPower Turbo engine with an electric motor and high-performance lithium-ion battery. When compared to non-hybrid versions, BMW ActiveHybrid vehicles deliver greater fuel efficiency, fewer emissions and breathtaking acceleration.

## BMW i: BORN ELECTRIC.

BMW i makes its debut with the i3. Powered by an electric motor combined with an innovative lithium-ion battery, the i3 accelerates from 0–60 in approximately 7 seconds. The BMW i8, a plug-in hybrid electric vehicle, races from 0–60 mph in 4.4 seconds. Its 131-hp electric motor powers the front wheels, while a 231-hp three-cylinder gasoline engine turns the rear wheels. Capable of 22 miles of all-electric driving using its lithium-ion battery, it achieves a total average fuel consumption of 94 mpg and a top speed of 75 mph.

300-hp BMW TwinPower Turbo inline six-cylinder engine.



## THE EVOLUTION OF BMW EFFICIENT DYNAMICS TECHNOLOGY.

Smaller engines that generate greater power using less fuel.

### 1994 BMW 530i

- 3.0-liter V-8 engine with 5-speed automatic transmission
- 215 horsepower
- 16 city/25 highway mpg<sup>1</sup>
- 0–60 mph: 8.8 seconds<sup>2</sup>

### 2014 BMW 528i

- 2.0-liter inline four-cylinder TwinPower Turbo engine with 8-speed automatic transmission
- 240 horsepower
- 23 city/34 highway mpg<sup>1</sup>
- 0–60 mph: 6.1 seconds<sup>2</sup>


<sup>1</sup> EPA-estimated figures are for comparison purposes only. Your actual mileage will vary, depending on speed, driving habits, trip length and driving conditions; actual mileage may be lower.

<sup>2</sup> BMW AG test results. BMW urges you to obey all posted speed laws and always wear safety belts.



## THE BEST FOUNDATION FOR DYNAMIC PERFORMANCE: A SUPERIOR CHASSIS.

The new BMW 4 Series Coupe contains a whole host of innovative technologies to help you get the most out of each drive. Many of these systems are intelligently linked with each other, maximizing your active safety quotient – and your driving pleasure.



The electronically controlled dampers of the **Adaptive M Suspension** adapt to your driving style and the road conditions, creating an ideal chassis. Operating characteristics can be adjusted via the Driving Dynamics Control button; for a considerably stiffer suspension for even more agile handling, select SPORT or SPORT+ mode.

**Variable Sport Steering** continuously adjusts steering force and steering ratio – depending on the steering movement – to suit changing driving situations. As a result, you enjoy increased agility on winding roads, more stability at higher speeds, and great flexibility when parking.

The **sporty body** has a particularly stiff construction, for optimum driving dynamics. This increases steering precision and agility. The front and rear sections include highly effective deformation zones. Should the car ever be involved in a collision, the body converts a large part of the impact energy into deformation.

**xDrive intelligent all-wheel-drive system.** BMW's intelligent all-wheel-drive system in the 428i xDrive and 435i xDrive provides maximum traction, even in the most slippery conditions. The system monitors data such as engine speed, steering angle, wheel speeds and acceleration. On smooth, dry roads, more power is normally sent to the rear axle, giving vehicles with xDrive the feel of their rear-wheel-drive counterparts. But hit a wet uphill curve, for instance, and even before wheelspin can occur, the system immediately recognizes any need for a change in power distribution. Using a controlled clutch, it sends more torque to the front axle to enhance stability and achieve greater traction.

**Driving Dynamics Control including ECO PRO mode** offers you a choice of settings. Just use the button in the center console to activate the desired driving mode. Change from COMFORT mode with the standard engine and transmission settings to ECO PRO mode for maximum efficiency, or to SPORT and SPORT+ modes for an even more dynamic driving experience. A display below the speedometer tells you which mode is currently active.

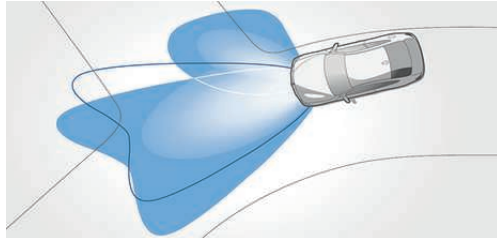
**Intelligent lightweight design** has long been a fundamental BMW design principle. It involves using particularly lightweight materials for specific parts of the vehicle – for example, aluminum in the front section and chassis. This reduces fuel consumption and enhances performance.

**8-speed Sport Automatic transmission.** This transmission adjusts to your style – from comfortable cruising to very dynamic driving. To change gears, you can use the selector lever or steering wheel-mounted gear shift paddles. In Sport mode, modified clutch settings allow very quick adjustments in engine speed, for minimal shift times. The close spacing of the eight gears optimizes acceleration, while also maximizing efficiency and comfortable shifting.

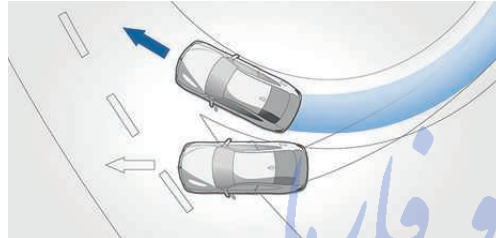
Get the latest information on BMW standard and optional features, packages and technical specifications. Visit [bmwusa.com](http://bmwusa.com), select the BMW model of your choice, and click on "Features & Specs."

## HIGH-TECH BODYGUARDS: ACTIVE AND PASSIVE SAFETY.

The new 4 Series Coupe is designed with BMW's full range of standard state-of-the-art active and passive safety technologies. Active safety features, such as Xenon Adaptive Headlights, powerful engines and large brakes, help you see and respond to potentially dangerous situations. Should an accident prove unavoidable, passive safety features, such as airbags, are designed to help protect you and your passengers. After a severe impact, a host of features spring into action: the doors automatically unlock, headlights and taillights flash, the starter cable is disconnected from the battery and the fuel supply is cut off. Thanks to BMW Assist eCall,<sup>TM</sup> should any airbags deploy, response specialists are automatically alerted and notified of your location.



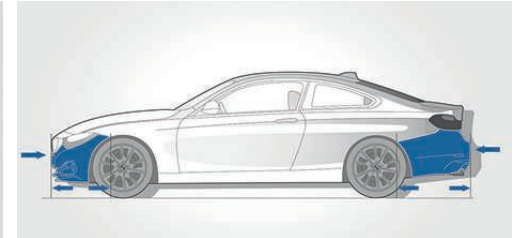
**Xenon Adaptive Headlights** for low- and high-beams enhance illumination of the road ahead at night or in poor visibility. Four LED Corona headlight-rings, which can be used as Daytime Running Lights, also serve as parking lights. Adaptive Headlights provide optimum illumination of the road ahead when the car enters a turn. Light distribution is automatically adapted to the road speed and steering angle. Cornering Lights, positioned in the two inner headlights, are automatically activated by using the turn indicator or changing the steering wheel angle, even when the vehicle is at rest.



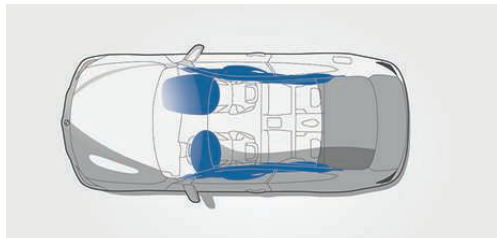
**Dynamic Stability Control (DSC).** This system provides remarkable tenacity on slippery road surfaces. If it senses over- or understeer, it modulates engine power and can apply brakes individually to help keep the vehicle under control and going in the intended direction. Start-off Assistant, a feature of DSC, prevents the vehicle from rolling backward on a hill for 1.5 seconds after taking your foot off the brake. The system also includes Brake Fade Compensation, which lets you use the same amount of pedal force, even when the brakes are heated; Brake Stand-by, which pre-tenses the brakes for quicker action if you suddenly remove your foot from the accelerator pedal; and Brake Drying, which periodically brings the brake pads into contact with the rotors to eliminate accumulated moisture when it rains.



**BMW restraint system** for the driver and front passenger combines three-point safety belts, automatic safety-belt pretensioners, seat bolsters that help prevent occupants from sliding forward, and Active Head Restraints. This system helps provide optimum restraint in a collision.

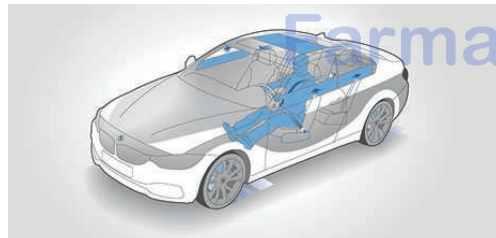


**Impact-absorbing bumpers** and compressible "crush tubes" front and rear help absorb the force of impact in collisions up to 9 mph, helping to minimize damage to the vehicle's body and simplifying repairs. Only at higher impact speeds do structural supports begin to deform, dissipating impact energy to help protect occupants.

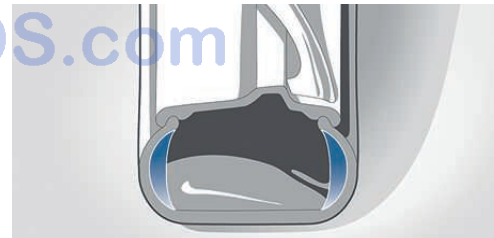


**Airbags.** In the event of a collision, BMW's supplemental restraint system (SRS) determines which airbag(s) to deploy for optimal protection. When a safety belt is used, airbags deploy only at a higher crash severity; the force of the deployment depends upon the severity of the impact. Four airbags offer specific protection: front airbags with advanced technology for driver and front passenger, and front-seat-mounted side-impact airbags.

Note: These pictures of airbags are for illustrative purposes only. Depending upon the type of accident, none, some or all airbags may deploy.

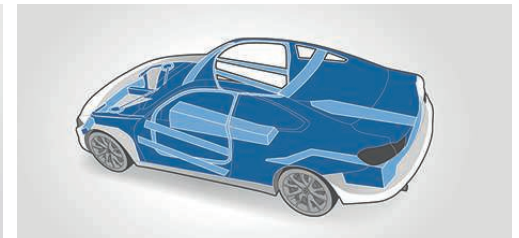


**Active Protection** is the preventative occupant-protection system from BMW ConnectedDrive.<sup>®</sup> For example, in critical situations, the safety belts are pre-tensed, the seats are moved to an upright position, and the windows are closed. Following an accident, the vehicle can also be automatically braked to a standstill. Additionally, Attention Assistant monitors driving behavior for signs of fatigue. The system analyzes steering input and picks up on irregularities, and responds with a recommendation to take a break, shown in the Control Display.



**Run-flat tires.** Thanks to reinforced sidewalls, run-flat tires maintain their shape and rim position even after suffering a complete loss of tire pressure. They allow you to continue driving at a reduced speed until you reach a safe area to change a tire or wait for Roadside Assistance. The Tire Pressure Monitor alerts you when there is a drop in tire pressure; if the loss is severe, an acoustic warning is triggered.

Please see Owner's Manual for more information detailing allotted miles to travel and load weight rules for run-flat tires.



**Body stiffness.** The intelligent use of high-strength multi-phase steel and aluminum provides a high degree of body stiffness and crash resistance. Components such as the A-pillars and windshield frame include special reinforcements to provide optimum occupant protection. **Door reinforcements** are designed to provide additional occupant protection in the event of a side impact. Added protection is provided by diagonal safety bars in the doors. When **crash sensors** detect a serious impact, interior lights and hazard flashers activate, and the doors automatically unlock to allow access for emergency aid.

Get the latest information on BMW standard and optional features, packages and technical specifications. Visit [bmwusa.com](http://bmwusa.com), select the BMW model of your choice, and click on "Features & Specs."

## THE NEW BMW 4 SERIES COUPE.



**Welcome to the command center of the 4 Series Coupe.** The center console that is tilted slightly toward you hints at BMW's traditional driver-oriented design. The iDrive Control Display, leather-wrapped sport steering wheel with

multi-function buttons, and full-color Head-up Display help keep your eyes on traffic and hands on the wheel. A functional array of easy-to-read gauges and ergonomically placed controls enhance the driving experience.



**Standard front seats** offer eight-way power adjustment plus two-way manual adjustment of headrests. The 4 Series Coupe's interior includes numerous handy storage compartments, including two cupholders in the center console front and back, and in-door compartments with enough room to hold assorted items within easy reach.



**Star Spoke (Style 393)** 17 x 7.5 light alloy wheels and **225/50 run-flat<sup>1</sup> all-season tires<sup>2</sup>** are standard on the 428i and 428i xDrive; **Star Spoke (Style 396)** 18 x 8.0 light alloy wheels and **225/45 run-flat<sup>1</sup> all-season tires<sup>2</sup>** (not shown) are standard on the 435i and 435i xDrive.

<sup>1</sup> Run-flat tires do not come equipped with a spare tire and wheel.

<sup>2</sup> Driving over rough or damaged road surfaces, as well as debris, curbs and other obstacles, can cause serious damage to wheels, tires and suspension parts. This is more likely to occur with low-profile tires, which provide less cushioning between the wheel and the road. Be careful to avoid road hazards and reduce your speed, especially if your vehicle is equipped with low-profile tires.

تلفن شبانه روزی: ۰۸۵۰۸۸۸۶۲-۲۱

FarmaSOS.com



Leather upholstery; Leather on all seating surfaces; other components may be Leather or SensaTec.

38 39 BMW 4 Series Coupe



The new BMW 428i Coupe shown in Glacier Silver Metallic paint.

[bmwusa.com/byo](http://bmwusa.com/byo)

Wheel and tire specifications are subject to change. Get the latest information on BMW standard and optional features, packages and technical specifications. Visit [bmwusa.com](http://bmwusa.com), select the BMW model of your choice, and click on "Features & Specs."

## THE NEW BMW 4 SERIES COUPE WITH SPORT LINE.

### Interior equipment features:

- Door-sill finishers in aluminum with "BMW Sport" lettering
- Leather-wrapped sport steering wheel with red contrast stitching
- Sport seats in Black SensaTec with contrasting Red highlight
- Dakota Leather upholstery with contrasting highlight
- Choice of:
  - High Gloss Black interior trim with Red highlight
  - Fineline Anthracite Wood interior trim with Pearl Gloss Chrome highlight
  - Aluminum interior trim with Red or Black highlight
- Chrome trim for air conditioning and radio controls
- Instrument cluster with red highlight and red contrasting rings
- Interior illumination with variable color effects in Orange-Red or White, selected via the iDrive Controller
- Anthracite headliner
- Signature key fob with red trim

Leather upholstery: Leather on all seating surfaces; other components may be Leather or SensaTec.

### Exterior equipment features:

- Choice of:
  - Double Spoke (Style 401)<sup>1</sup> 19 x 8.0 front, 19 x 8.5 rear light alloy wheels and 225/40 front, 255/35 rear run-flat<sup>2</sup> performance tires<sup>3,4</sup> (requires M Sport brakes; includes increased top-speed limiter)
  - V Spoke (Style 398)<sup>1</sup> 18 x 8.0 front, 18 x 8.5 rear light alloy wheels and 225/45 front, 255/40 rear run-flat<sup>2</sup> performance tires<sup>3,4</sup> (requires M Sport brakes; includes increased top-speed limiter)
  - Double Spoke (Style 397)<sup>1</sup> 18 x 8.0 light alloy wheels and 225/45 run-flat<sup>2</sup> performance tires<sup>3,4</sup> (includes increased top-speed limiter) or run-flat<sup>2</sup> all-season tires<sup>3</sup>
  - Double Spoke (Style 407)<sup>1</sup> 19 x 8.0 front, 19 x 8.5 rear light alloy wheels and 225/40 front, 255/35 rear run-flat<sup>2</sup> performance tires<sup>3,4</sup> (includes increased top-speed limiter)
- Kidney grille slats, B-pillar, front and rear bumper accents and air intakes specially designed in high-gloss black
- Black exterior mirror caps and chrome black exhaust pipe tips
- M sport suspension (428i and 435i)

<sup>1</sup> Only available on 435i.

<sup>2</sup> Run-flat tires do not come equipped with a spare tire and wheel.

<sup>3</sup> Driving over rough or damaged road surfaces, as well as debris, curbs and other obstacles, can cause serious damage to wheels, tires and suspension parts. This is more likely to occur with low-profile tires, which provide less cushioning between the wheel and the road. Be careful to avoid road hazards and reduce your speed, especially if your vehicle is equipped with low-profile tires.

<sup>4</sup> Performance tires are not recommended for driving in snow and ice.



**Front sport seats** offer ten-way power adjustment including two-way manual adjustment of headrests. The driver's seat provides individual adjustments for seat height and backrest, fore and aft position and seat angle.



**Door-sill finishers** feature exclusive Sport Line design.



**Signature key fob** features the Sport Line design theme: distinctive black with contrasting red trim.



**Double Spoke (Style 401)**<sup>1</sup> 19 x 8.0 front, 19 x 8.5 rear light alloy wheels and 225/40 front, 255/35 rear **run-flat**<sup>2</sup> performance tires<sup>3,4</sup> (Requires M Sport brakes; includes increased top-speed limiter.)



**V Spoke (Style 398)**<sup>1</sup> 18 x 8.0 front, 18 x 8.5 rear light alloy wheels and 225/45 front, 255/40 rear **run-flat**<sup>2</sup> performance tires<sup>3,4</sup> (Requires M Sport brakes; includes increased top-speed limiter.)



**Double Spoke (Style 397)**<sup>1</sup> 18 x 8.0 light alloy wheels and 225/45 **run-flat**<sup>2</sup> performance tires<sup>3,4</sup> (includes increased top-speed limiter) or **run-flat**<sup>2</sup> all-season tires<sup>3</sup>.



**Double Spoke (Style 407)**<sup>1</sup> 19 x 8.0 front, 19 x 8.5 rear light alloy wheels and 225/40 front, 255/35 rear **run-flat**<sup>2</sup> performance tires<sup>3,4</sup> (includes increased top-speed limiter) or **run-flat**<sup>2</sup> all-season tires<sup>3</sup>.

تلفن شبانه روزی: ۰۸۵۰۸۸۸۶۲-۲۱

FarmaSOS.com



The new BMW 435i Coupe with Sport Line and the optional Mineral Gray Metallic paint.

Wheel and tire specifications are subject to change. Get the latest information on BMW standard and optional features, packages and technical specifications. Visit [bmwusa.com](http://bmwusa.com), select the BMW model of your choice, and click on "Features & Specs."

## THE NEW BMW 4 SERIES COUPE WITH LUXURY LINE.

### Interior equipment features:

- Door-sill finishers in aluminum with "BMW Luxury" lettering
- Dakota Leather upholstery with exclusive stitching
- Lower dashboard in brown color in combination with Saddle Brown Dakota Leather upholstery with exclusive stitching
- Choice of:
  - FineLine Anthracite Wood interior trim with Pearl Gloss Chrome highlight
  - Burl Walnut Wood interior trim with wood inlay and Pearl Gloss Chrome highlight
  - Ash Grain Wood trim with metal inlay and Pearl Gloss Chrome highlight
- Chrome trim rings for air conditioning and radio controls
- Center console with Luxury Line exclusive chrome surround
- Interior illumination with variable color effects in Orange-Red or White, selected via the iDrive Controller
- Signature key fob with Pearl Gloss Chrome trim

Leather upholstery: Leather on all seating surfaces; other components may be Leather or SensaTec.

### Exterior equipment features:

- Choice of:
  - Double Spoke (Style 401)<sup>1</sup> 19 x 8.0 front, 19 x 8.5 rear light alloy wheels and 225/40 front, 255/35 rear run-flat<sup>2</sup> performance tires<sup>3,4</sup> (requires M Sport brakes; includes increased top-speed limiter)
  - V Spoke (Style 398)<sup>1</sup> 18 x 8.0 front, 18 x 8.5 rear light alloy wheels and 225/45 front, 255/40 rear run-flat<sup>2</sup> performance tires<sup>3,4</sup> (requires M Sport brakes; includes increased top-speed limiter)
  - Multi Spoke (Style 416) 18 x 8.0 light alloy wheels and 225/45 run-flat<sup>2</sup> all-season tires<sup>3</sup>
  - Multi Spoke (Style 399) 19 x 8.0 front, 19 x 8.5 rear light alloy wheels and 225/40 front, 255/35 rear run-flat<sup>2</sup> performance tires<sup>3,4</sup> (includes increased top-speed limiter)
- Kidney grille slats, B-pillar, window surround, exhaust pipe tips, front and rear bumpers and air intakes specially designed in chrome

<sup>1</sup> Only available on 435i.

<sup>2</sup> Run-flat tires do not come equipped with a spare tire and wheel.

<sup>3</sup> Driving over rough or damaged road surfaces, as well as debris, curbs and other obstacles, can cause serious damage to wheels, tires and suspension parts. This is more likely to occur with low-profile tires, which provide less cushioning between the wheel and the road. Be careful to avoid road hazards and reduce your speed, especially if your vehicle is equipped with low-profile tires.

<sup>4</sup> Performance tires are not recommended for driving in snow and ice.



**Power front seats** are upholstered in supple Dakota Leather with exclusive stitching to enhance the premium look.



**Door-sill finishers** featuring exclusive Luxury Line design motif.



**Luxury Line signature key fob** with Pearl Gloss Chrome highlight trim.



**Double Spoke (Style 401)**<sup>1</sup> 19 x 8.0 front, 19 x 8.5 rear light alloy wheels and 225/40 front, 255/35 rear **run-flat**<sup>2</sup> performance tires.<sup>3,4</sup> (Requires M Sport brakes; includes increased top-speed limiter.)



**V Spoke (Style 398)**<sup>1</sup> 18 x 8.0 front, 18 x 8.5 rear light alloy wheels and 225/45 front, 255/40 rear **run-flat**<sup>2</sup> performance tires.<sup>3,4</sup> (Requires M Sport brakes; includes increased top-speed limiter.)



**Multi Spoke (Style 416)** 18 x 8.0 light alloy wheels and 225/45 **run-flat**<sup>2</sup> all-season tires.<sup>3</sup>



**Multi Spoke (Style 399)** 19 x 8.0 front, 19 x 8.5 rear light alloy wheels and 225/40 front, 255/35 rear **run-flat**<sup>2</sup> performance tires.<sup>3,4</sup> (Includes increased top-speed limiter.)

۰۲۱-۸۸۸۶۲۰۸۵

Luxury Line requires ordering the Premium Package.

FarmaSOS.com



Wheel and tire specifications are subject to change. Get the latest information on BMW standard and optional features, packages and technical specifications. Visit [bmwusa.com](http://bmwusa.com), select the BMW model of your choice, and click on "Features & Specs."

The new BMW 435i Coupe with Luxury Line shown in Imperial Blue Metallic paint.

[bmwusa.com/byo](http://bmwusa.com/byo)

## THE NEW BMW 4 SERIES COUPE WITH M SPORT.

### Interior equipment features:

- Door-sill finishers in aluminum with "BMW M" lettering
- Leather-wrapped multi-function M sport steering wheel
- Power sport seats for driver and front passenger
- Choice of:
  - Aluminum Hexagon interior trim with Matte Estoril Blue or High Gloss Black highlight
  - Dark Burl Walnut Wood interior trim with Pearl Gloss Chrome highlight
- Shortened gear shift lever (with manual transmission) with M logo
- Speedometer and tachometer with red readouts
- Interior illumination with variable color effects in Orange-Red or White, selected via the radio or iDrive Controller
- Anthracite headliner
- M footrest (with black or red upholstery)
- Signature M Sport key fob with blue trim

Leather upholstery: Leather on all seating surfaces; other components may be Leather or SensaTec.

### Exterior equipment features:

- Choice of:
  - Double Spoke (Style 441M) 18 x 8.0 front, 18 x 8.5 rear light alloy wheels and 225/45 front, 255/40 rear run-flat<sup>1</sup> performance tires<sup>2,3</sup> (includes increased top-speed limiter)
  - Double Spoke (Style 441M) 18 x 8.0 light alloy wheels and 225/45 run-flat<sup>1</sup> all-season tires<sup>2</sup>
  - Double Spoke (Style 442M) 19 x 8.0 front, 19 x 8.5 rear light alloy wheels and 225/40 front, 255/35 rear run-flat<sup>1</sup> performance tires<sup>2,3</sup> (includes increased top-speed limiter)
- M Aerodynamic kit including front and rear bumpers, front air dam, rear apron, rear spoiler and side skirts
- Optional Estoril Blue Metallic paint
- Shadowline exterior trim
- High-gloss chrome exhaust pipe tips
- M Sport suspension (428i and 435i)

<sup>1</sup> Run-flat tires do not come equipped with a spare tire and wheel.

<sup>2</sup> Driving over rough or damaged road surfaces, as well as debris, curbs and other obstacles, can cause serious damage to wheels, tires and suspension parts. This is more likely to occur with low-profile tires, which provide less cushioning between the wheel and the road. Be careful to avoid road hazards and reduce your speed, especially if your vehicle is equipped with low-profile tires.

<sup>3</sup> Performance tires are not recommended for driving in snow and ice.



Front sport seats offer ten-way power adjustment including two-way manual adjustment of headrests. Aluminum Hexagon interior trim adds to the interior's powerful looks.



Door-sill finishers featuring exclusive M Sport badge.



M Sport brakes with aluminum fixed calipers and large discs come in blue and sport the M logo.



**Double Spoke (Style 441M)** light alloy wheels. With **run-flat<sup>1</sup> performance tires<sup>2,3</sup>**: 18 x 8.0 front, 18 x 8.5 rear and 225/45 front, 255/40 rear tires. (Includes increased top-speed limiter.) With **run-flat<sup>1</sup> all-season tires<sup>2</sup>**: 18 x 8.0 and 225/45 tires.



**Double Spoke (Style 442M)** 19 x 8.0 front, 19 x 8.5 rear light alloy wheels and 225/40 front, 255/35 rear **run-flat<sup>1</sup> performance tires<sup>2,3</sup>**. (Includes increased top-speed limiter.)

تلفن شبانه روزی: ۰۸۵۰۸۸۸۶۲۰۲۱

FarmaSOS.com




Wheel and tire specifications are subject to change. Get the latest information on BMW standard and optional features, packages and technical specifications. Visit [bmwusa.com](http://bmwusa.com), select the BMW model of your choice, and click on "Features & Specs."

The new BMW 435i Coupe with M Sport shown in exclusive Estoril Blue Metallic paint.

[bmwusa.com/byo](http://bmwusa.com/byo)

## BMW 4 SERIES COUPE.

### Exterior colors.



300 Alpine White (Non-metallic)



B53 Sparkling Brown Metallic



A89 Imperial Blue Metallic



668 Jet Black (Non-metallic)



A83 Glacier Silver Metallic



B40 Liquid Blue Metallic



A92 Orion Silver Metallic



B45 Estoril Blue Metallic



475 Black Sapphire Metallic



B39 Mineral Gray Metallic



B38 Midnight Blue Metallic



A75 Melbourne Red Metallic

### Upholstery colors and materials.



KCDF Venetian Beige SensaTec



KCSW Black SensaTec



LCDF Venetian Beige Dakota Leather



LCSW Black Dakota Leather

### Interior trims.

4AB/4DM Dark Burl Walnut  
with Pearl Gloss Chrome highlight

### Luxury Line. Upholstery colors.

LCLZ Black Dakota Leather  
with exclusive stitchingLCLX Saddle Brown Dakota Leather  
with exclusive stitchingLCLY Venetian Beige Dakota Leather  
with exclusive stitching

### Luxury Line. Interior trims.

4CE/4DM Finition Anthracite Wood  
with Pearl Gloss Chrome highlight4B8/4DM Burl Walnut Wood with wood inlay  
and Pearl Gloss Chrome highlight4EZ/4DM Ash Grain Wood with metal inlay  
and Pearl Gloss Chrome highlight

The pages in this section of the brochure show available colors and materials for the BMW 4 Series Coupe. Use these samples to compare paint, upholstery, trim colors and combinations. Please note that these samples are representations; they are not exact reproductions. To see the actual colors, visit your authorized BMW center. They will be happy to show you original samples.

Leather upholstery: Leather on all seating surfaces; other components may be Leather or SensaTec.

For details on the availability of standard and optional exterior paints and upholstery materials and colors, please visit [bmwusa.com/byo](http://bmwusa.com/byo).



## M Sport. Upholstery colors.



KCSW Black SensaTec



KCDF Venetian Beige SensaTec



LCDF Venetian Beige Dakota Leather




LCSW Black Dakota Leather



LCL5 Coral Red Dakota Leather with Black highlight


## M Sport. Interior trims.

4MR/4DX Aluminum Hexagon  
with Matte Estoril Blue highlight4MR/4DL Aluminum Hexagon  
with High-Gloss Black highlight4AB/4DM Dark Burl Walnut Wood  
with Pearl Gloss Chrome highlight


## Sport Line. Upholstery colors.



KCL3 Black SensaTec with Red highlight



LCL3 Black Dakota Leather with Red highlight



LCL5 Coral Red Dakota Leather with Black highlight

LCOM Oyster/Black Dakota Leather  
with Dark Oyster highlight

## Sport Line. Interior trims.




4AT/4DN High Gloss Black with Red highlight



4AD/4DN Aluminum with Red highlight



4AD/4DL Aluminum with Black highlight

4CE/4DM Finesline Anthracite Wood  
with Pearl Gloss Chrome highlight

FarmaSOS.com

## Equipment features and options.



**Adaptive LED Headlights** for both high and low beams project an intense white light that simulates daylight for excellent visibility. Convenient features that improve visibility include Automatic headlights, Adaptive turning, Cornering Lights, four Corona headlight-rings, and Automatic high beams.

**Xenon low- and high-beam headlights** illuminate the road ahead and to the side. An auto-leveling feature adjusts for varying passenger and cargo loads.

**Corona headlight-rings** that circle both headlights and high beams also act separately as Daytime Running Lights and parking lights.

**High-pressure headlight cleaning system** helps keep headlights clear of ice, mud, road salt and other coatings, for maximum road illumination and enhanced driving safety. When the headlights are on, they are automatically cleaned along with the windshield.

**Automatic high beams** switch automatically between high and low beams according to oncoming traffic, traffic ahead, and the level of street lighting.



**Taillight cluster** with taillight, brakelights and turn-signal indicators incorporate LED technology for greater visibility.

**Adaptive Brakelights** warn following vehicles by increasing in brightness when the intensity of your braking action is increased.



**Halogen free-form foglights**, built into the front air dam, enhance your margin of safety in bad visibility. Ellipsoid free-form technology provides for even light distribution on the road.



**Shadowline trim** adds the sporting look of black high-gloss finish to the front and rear side-window frames, side-view mirror frames and base, B-pillar trim, and rear-door window guides.



**Air Breathers** are located in the front wheel arches and control airflow around the front wheels. This reduces drag – which, in turn, minimizes fuel consumption.



**Exhaust tailpipes with chrome finish:** the 428i and 428i xDrive come with a twin tailpipe on the left, while the 435i and 435i xDrive have one tailpipe on the left and one on the right.

## Equipment features and options.



**Star Spoke (Style 396)** 18 x 8.0 light alloy wheels and 225/45 **run-flat**<sup>1</sup> all-season tires.<sup>2</sup>



**Star Spoke (Style 393)** 17 x 7.5 light alloy wheels and 225/50 **run-flat**<sup>1</sup> all-season tires.<sup>2</sup>

## Sport Line.



**Star Spoke (Style 407)** 19 x 8.0 front, 19 x 8.5 rear light alloy wheels and 225/40 front, 255/35 rear **run-flat**<sup>1</sup> **performance tires**.<sup>2,3</sup> (Includes increased top-speed limiter.)



**Multi-Spoke (Style 397)** 18 x 8.0 light alloy wheels and 225/45 **run-flat**<sup>1</sup> **performance tires**.<sup>2,3</sup> (Includes increased top-speed limiter) or **run-flat**<sup>1</sup> all-season tires.<sup>2</sup>



**Double Spoke (Style 401)**<sup>4</sup> 19 x 8.0 front, 19 x 8.5 rear light alloy wheels and 225/40 front, 255/35 rear **run-flat**<sup>1</sup> **performance tires**.<sup>2,3</sup> (Requires M Sport brakes; includes increased top-speed limiter.)

## Luxury Line.



**Double Spoke (Style 401)**<sup>4</sup> 19 x 8.0 front, 19 x 8.5 rear light alloy wheels and 225/40 front, 255/35 rear **run-flat**<sup>1</sup> **performance tires**.<sup>2,3</sup> (Requires M Sport brakes; includes increased top-speed limiter.)



**Multi-Spoke (Style 399)** 19 x 8.0 front, 19 x 8.5 rear light alloy wheels and 225/40 front, 255/35 rear **run-flat**<sup>1</sup> **performance tires**.<sup>2,3</sup> (Includes increased top-speed limiter.)



**Multi-Spoke (Style 416)** 18 x 8.0 light alloy wheels and 225/45 **run-flat**<sup>1</sup> all-season tires.<sup>2</sup>



**V Spoke (Style 398)**<sup>4</sup> 18 x 8.0 front, 18 x 8.5 rear light alloy wheels and 225/45 front, 255/40 rear **run-flat**<sup>1</sup> **performance tires**.<sup>2,3</sup> (Requires M Sport brakes; includes increased top-speed limiter.)



**V Spoke (Style 398)**<sup>4</sup> 18 x 8.0 front, 18 x 8.5 rear light alloy wheels and 225/45 front, 255/40 rear **run-flat**<sup>1</sup> **performance tires**.<sup>2,3</sup> (Requires M Sport brakes; includes increased top-speed limiter.)



**Double Spoke (Style 442M)** 19 x 8.0 front, 19 x 8.5 rear light alloy wheels and 225/40 front, 255/35 rear **run-flat**<sup>1</sup> **performance tires**.<sup>2,3</sup> (Includes increased top-speed limiter.)

**M Sport brakes** with aluminum fixed callipers and large discs come in blue and sport the M logo.



**Double Spoke (Style 441M)** light alloy wheels. With **run-flat**<sup>1</sup> **performance tires**<sup>2,3</sup>: 18 x 8.0 front, 18 x 8.5 rear and 225/45 front, 255/40 rear tires. (Includes increased top-speed limiter.) With **run-flat**<sup>1</sup> all-season tires<sup>2</sup>: 18 x 8.0 and 225/45 tires.

<sup>1</sup> Run-flat tires do not come equipped with a spare tire and wheel.

<sup>2</sup> Driving over rough or damaged road surfaces, as well as debris, curbs and other obstacles, can cause serious damage to wheels, tires and suspension parts. This is more likely to occur with low-profile tires, which provide less cushioning between the wheel and the road. Be careful to avoid road hazards and reduce your speed, especially if your vehicle is equipped with low-profile tires.

<sup>3</sup> Performance tires are not recommended for driving in snow and ice.

<sup>4</sup> Only available on 435i.

## Equipment features and options.



**Three-spoke, leather-wrapped multi-function sport steering wheel** lets you adjust audio and a Bluetooth® enabled mobile phone.

**Variable Sport Steering** increases comfort at low speeds and enhances sporty, agile handling. **Servotronic** adapts power steering support to your speed, providing superior comfort by reducing needed steering force.



**Three-spoke, leather-wrapped multi-function M sport steering wheel** includes a thick, textured rim and thumb indents that are designed for performance driving. Multi-function buttons let you adjust various comfort features while keeping both hands on the wheel. **Steering wheel heating** quickly warms up the steering wheel at the press of a button.



**Automatic climate control system** allows occupants to select a specific cabin temperature and choice of fan speeds, as well as automatic or manual airflow and recirculation. The automatic recirculation control activates whenever certain air pollutants are detected. The system also includes defrost/demist and MAX A/C functions.




**Power seat adjustment** for driver and front passenger customizes seat height, seat and backrest angle, and fore/aft position. Includes a two-driver memory function for driver's seat and power-folding exterior mirrors.



**Ambiance lighting** adds the drama of a warm reddish light that runs from front to rear beneath the inner door ledge. Ambiance lighting also includes soft on/off interior lights; reading lights; vanity mirror lighting; illumination in the front footwells, trunk, and storage compartments in the center console and doors; and illuminated door trims and entry sills with metal insets.



**8-speed Sport Automatic transmission** provides extremely fast synchronized shifting. By increasing the number of gears to eight, the transmission provides a more efficient shifting sequence and improved fuel economy. Includes Adaptive Transmission Control (ATC) with Sport and Manual shift modes and steering wheel-mounted paddle shifters. When in Sport mode, shifts can be generated via the console-mounted shift lever or the paddle shifters.



**Head-up Display** projects important travel information, such as vehicle speed and Check Control warnings, onto the windshield directly in your field of vision. Data is shown in full color, making information even more precise and easier to process. Additional information, including Navigation directional arrows and instructions, can also be displayed.



**Power sunshade for the rear window** can be raised and lowered at the press of a button. Together with manual sunshades for the rear side windows, this feature maintains occupant privacy, helps eliminate glare, and helps lower the cabin temperature by reflecting intense sunlight.



**6-speed manual transmission** delivers a precise, athletic feel. Its responsiveness is due, in part, to the enhanced synchronization of shifts from neutral to each gear. A shortened shift lever and "throw" add to the sporty feel of the gearbox. The sixth gear drops revs at highway speeds for smooth cruising.



**Instrument panel** features a red backlit speedometer and tachometer. Centered between the two easy-to-read analog instruments is the on-board computer with liquid crystal display providing additional important driving information.

**Extended instrument cluster**, included with the Navigation system, has a high-resolution Info Display showing functions for the Check Control as well as Navigation system prompts and operational feedback. With the ECO PRO mode activated, EfficientDynamics information is displayed in the rev counter.



**Driving Dynamics Control with ECO PRO mode** lets you change the driving character of the 3 Series Sedan with just the push of a button. The switch customizes accelerator response characteristics, power steering characteristics and Dynamic Stability Control (DSC) thresholds. Choose between ECO PRO, COMFORT, SPORT and SPORT+ modes; each activates different settings for extra sporty, more relaxed or maximized fuel-efficient driving modes.

## Equipment features and options.



**High-fidelity speaker system** with 205-watt amplifier, vehicle-specific equalizing, and nine speakers for a colorful sound experience.

**Harman Kardon® Surround Sound System** is a 16-speaker, multi-channel system that outputs reproduction of the surround information contained in the stereo signal in a nine-channel format as well as 5.1 surround sound from a DVD source. Includes a powerful 600-watt digital amplifier with nine channels. The system compensates for driving noise in smooth steps with speed-dependent equalizing.

**Automatic-dimming interior and exterior mirrors** sense the bright headlights of vehicles behind you and automatically darken. The exterior power-adjustable side-view mirrors include a fold-in function.

**BMW Universal garage-door opener** takes the place of up to three remote-control devices. It can activate remote functions outside the vehicle, such as garage-door openers or home-lighting systems.

**Anthracite headliner**, exclusive to the Sport Line and M Sport, trims the A, B and C pillars, sunshades and grab bars in a sophisticated Black finish.



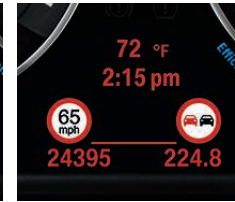
**Integrated Owner's Manual** provides immediate access to all vehicle-specific information. This digital version of the traditional printed manual that is included with your BMW can be accessed via the iDrive and is shown on the Control Display. The system's user-friendly features include multi-media elements such as animations and dynamic illustrations.



**SiriusXM® Satellite Radio** delivers over 140 channels of the most innovative satellite radio music, news, sports, talk, comedy and entertainment. All music channels are commercial-free, delivered coast-to-coast in crystal-clear digital sound, 24 hours a day. Sign up for the Sirius Premier package and you can enjoy even more programming, including every MLB® game, Oprah Radio®, NHL® and NBA games, Opie & Anthony, Bob Edwards and more.



**On-board computer** provides data on exterior temperature, average speed, average and current fuel consumption, and range. With the ECO PRO mode activated, the current bonus range is also displayed.



**Speed Limit Info** detects local speed limit signs and shows them in the Info Display and Head-up Display.



**Active Cruise Control (ACC) with Stop & Go, including collision warning with brake activation** lets you preset both desired speed and following distance. When ACC recognizes slower vehicles ahead, it reduces your speed to maintain the preset distance. Stop & Go can bring you to a complete stop if traffic calls for it. When you press the accelerator or resume ACC using the steering wheel, the system will resume your speed according to your settings. In critical situations, if necessary, collision warning with brake activation can intervene.



**BMW Apps**, a feature of the BMW ConnectedDrive® interface, allows a compatible iPhone® to play apps specially modified for BMW. **Smartphone Integration** for iPhone and similar devices allows access to stored music, can improve signal reception, and recharges the phone battery. See your BMW center for compatible phone models. Note: Smartphone Integration requires the Snap-in Adapter (accessory).

Get the latest information on BMW standard and optional features, packages and technical specifications. Visit [bmwusa.com](http://bmwusa.com), select the BMW model of your choice, and click on "Features & Specs."

## Equipment features and options.



**10-way power front sport seats** make the driving experience more enjoyable with adjustments for fore/aft, seat height, backrest angle, seat angle and thigh support. Side bolsters can be power-adjusted to comfortably fit your back while helping to hold you firmly in place during cornering. Includes two-way headrests with Active Head Restraints feature.



**Power front seats** offer eight-way power adjustment, including two-way manual headrests. The driver's seat provides individual adjustments for seat height and backrest, fore and aft position and seat angle.



**Storage compartments** are found throughout the cabin: in the front and rear doors, in a lidded compartment in the center console, an open compartment under the front and in the rear center armrests, in cupholders front and rear, in a storage tray, and in the glove compartment.



**Rear seats** are designed as individual seats and offer perfect lateral support and plenty of headroom, thanks to the low seating position, for optimum comfort in the second seat row.

**Headrests**, integrated into the backrest, enhance seating comfort and safety for the rear passengers.

**LATCH child seat fastening system** on the two outer rear seats allows correct installation of a child seat using snap-in connectors and additional fastening points in the upper area.



**Storage compartment package** includes storage compartment on the driver's side, nets on the front seatbacks, 12V sockets, nets, bag hooks and a strap in the luggage compartment as well as a segmentable storage bin under the luggage compartment floor.



**Through-loading system** includes a 40/20/40 split-folding rear seat for greater flexibility in seating and cargo combinations. The center armrest includes an integrated storage compartment with two cupholders; a matching ski and snowboard bag is available from Original BMW Accessories.



**Automatic safety belt feeders** move the safety belts from the B-pillar to within the driver and front passenger's reach.

**Front passenger airbag deactivation** is performed via the key switch on the front passenger's side. A light in the roof console indicates that the airbag is deactivated.




**Cupholders** abound – two are located in the center console in front of the gear shift lever; two are integrated into the rear center armrest. The cupholder cover in front serves as an additional storage tray and can be tucked away in the glove compartment.



**Comfort Access system** offers convenient keyless access to your vehicle. Carrying the remote key in a pocket or purse allows you to unlock the doors by touching the door handle. The hands-free trunk-lid opening function automatically unlocks and opens the trunk when you stand behind the vehicle and move your foot under the center of the rear bumper.



**Personal Profile** saves your preferred climate control settings for temperature and air distribution, as well as seat and exterior mirror positions. These settings will be applied whenever you unlock the vehicle using your personal key fob.



**BMW Welt**, the experience and delivery center in Munich, is the starting point of your adventure when you opt for BMW European Delivery. To learn more, visit [bmwusa.com/europeandelivery](http://bmwusa.com/europeandelivery).

## Original BMW Accessories.



20-inch black Double Spoke (Style 361) light alloy wheels; bicycle/e-bike carrier system for the tow bar.

Note: bicycle/e-bike carrier not available in the U.S.



Precise-fitting **All-weather Sport floor mats** are dirt-repellent and water-resistant.



**Snap-in Adapter with USB interface** plays stored music, charges the mobile phone and accesses the car antenna.



**BMW Raised Carrier Bars.** This easy-fit ski and snowboard holder increases the distance between your ski bindings and the roof by approximately one inch.

Note: requires BMW Base Support System.



The **Key Case** combines style and protective functionality. Both case and key are firmly connected by a high-quality chrome clip bearing the BMW logo.



**Sport Line handbrake grip** features a high-quality leather middle section. The red central accent adds a dynamic and sporting touch.



**BMW Tablet DVD System.** Portable screens (with integrated DVD player) play DVDs, CDs, and include an integrated USB interface and card slots.



امداد خودرو فارما

تلفن سبانه روزی: ۰۸۵۰۶۲۰۸۸۶۲

FarmaSOS.com

At BMW, we want you to create your own Ultimate Driving Machine® That's why BMW offers one of the widest model ranges of any luxury automotive manufacturer. And each BMW model offers its own universe of personalizing possibilities.

It's easy to get the latest information on your favorite BMW model, whether you're at your desk or on the go. Visit [bmwusa.com](http://bmwusa.com) on your computer, tablet or smartphone, and click on the BMW model of your choice. Select "**Features & Specs**" to see all the standard features and available options and packages, as well as technical specifications.

You can then create the exact BMW model that fulfills your needs by clicking on "**Build Your Own**" – or visiting [bmwusa.com/byo](http://bmwusa.com/byo). Here you'll be able to select from among the many interior and exterior colors and trims, personalizing options and value-added packages. Build a BMW model that reflects your style, then view it in 360° detail. At the press of a button, see payment and financing options, get a same-day quote, download a product brochure and even schedule a test drive. BMW makes it easier than ever to make your ultimate driving dreams come true, at [bmwusa.com](http://bmwusa.com).

Driving a BMW is always a special experience, which can be enhanced even further with Original BMW Accessories. Benefit from innovative solutions combining unique ideas, stunning design and supreme functionality. Discover the wide range of Original BMW Accessories available to you, enhancing such aspects as the interior and exterior, technology, transporters and protection. For additional information, please visit your authorized BMW center or visit

➔ [shopbmwusa.com](http://shopbmwusa.com)

Weight		428i	428i xDrive	435i	435i xDrive
Unladen	lbs	(3420) 3470	3635	(3580) 3610	(3735) 3755
Weight distribution, front/rear					
Manual transmission	%	50.0/50.0	—	51.7/48.3	53.4/46.6
Automatic transmission	%	50.4/49.6	52.3/47.7	52.1/47.9	53.5/46.5

Engine		TwinPower Turbo/ Inline 4/4	TwinPower Turbo/ Inline 4/4	TwinPower Turbo/ Inline 6/4	TwinPower Turbo/ Inline 6/4
Type/cylinders/valves per cylinder					
Displacement	cc	1997	1997	2979	2979
Bore/stroke	inch	3.3/3.5	3.3/3.5	3.3/3.5	3.3/3.5
Nominal output/rpm	hp	240/5000-6000	240/5000-6000	300/5800-6000	300/5800-6000
Maximum torque/rpm	lb-ft	255/1250-4800	255/1250-4800	300/1300-5000	300/1300-5000
Compression ratio	:1	10.0	10.0	10.2	10.2
Fuel tank capacity	gal	15.8	15.8	15.8	15.8
Fuel grade		unleaded premium gasoline	unleaded premium gasoline	unleaded premium gasoline	unleaded premium gasoline

Transmission					
Gear ratios – 6-speed manual					
I/II/III	:1	3.50/2.01/1.31	—	4.11/2.32/1.54	4.11/2.32/1.54
IV/V/VI/R	:1	1.00/0.81/0.70/3.19	—	1.18/1.00/0.85/3.73	1.18/1.00/0.85/3.73
Final drive ratio	:1	3.91	—	3.23	3.23
Gear ratios – 8-speed automatic					
I/II/III	:1	4.71/3.14/2.11	4.71/3.14/2.11	4.71/3.14/2.11	4.71/3.14/2.11
IV/V/VI	:1	1.67/1.29/1.00	1.67/1.29/1.00	1.67/1.29/1.00	1.67/1.29/1.00
VII/VIII/R	:1	0.84/0.67/3.30	0.84/0.67/3.30	0.84/0.67/3.30	0.84/0.67/3.30
Final drive ratio	:1	3.15	3.15	3.15	3.15

Performance					
Acceleration 0-60 mph <sup>1</sup>					
Manual transmission	sec	5.7	—	5.3	5.0
Automatic transmission	sec	5.7	5.6	5.0	4.7
Top speed <sup>2</sup>	mph	130 [155]	130 [155]	130 [155]	130 [155]

Fuel consumption <sup>3</sup>					
Manual transmission – City/Highway	mpg	22/34	—	20/30	20/28
Automatic transmission – City/Highway	mpg	23/35	22/33	22/32	20/30

Tires and wheels					
Tire dimensions		225/50	225/50	225/45	225/45
Wheel dimensions		17 x 7.5	17 x 7.5	18 x 8.0	18 x 8.0
Material		light alloy	light alloy	light alloy	light alloy

Electrical					
Battery/Battery position	Ah	90/luggage compartment	90/luggage compartment	90/luggage compartment	90/luggage compartment
Alternator	A/W	210/2940	210/2940	210/2940	210/2940

Figures in ( ) apply to vehicles with 6-speed manual transmission, if different.  
Figures in [ ] apply to vehicles with performance tires and increased top-speed limiter.

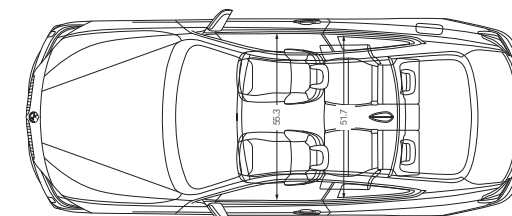

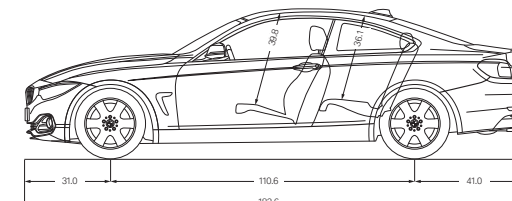
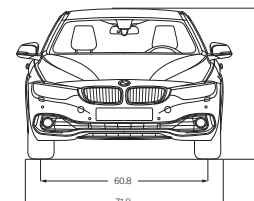
<sup>1</sup> BMW AG test results. Actual acceleration results may vary, depending on specification of vehicle; road and environmental conditions; testing procedures and driving style. These results should be used for comparison only and verification should not be attempted on public roads. BMW urges you to obey all posted speed laws and always wear safety belts.

<sup>2</sup> Top speed limited electronically.

<sup>3</sup> EPA-estimated consumption figures were not available at time of printing. Please go to [bmwusa.com](http://bmwusa.com) for latest available information. Figures are for comparison purposes only. Your actual mileage will vary, depending on speed, driving habits, trip length and driving conditions; actual mileage may be lower.

<sup>4</sup> 428i xDrive and 435i xDrive models: 54.8 inches.

## BMW 4 Series Coupe



All dimensions in the technical drawings are shown in inches.

U.S. Importer: BMW of North America, LLC, Woodcliff Lake, NJ 07677. All illustrations and specifications contained in this brochure are based on the latest product information available at the time of printing. BMW reserves the right to make changes at any time, without notice, in colors, materials, equipment, specifications, design and models. BMW may, subject to legal requirements, determine the Model Year designation of its vehicles. The Model Year designation on any particular model may be longer or shorter than 12 months. Some vehicles pictured may contain non-U.S. equipment. Some models may be shown with optional equipment. While BMW NA makes all reasonable efforts to provide accurate information in this brochure, there is no guarantee or warranty of accuracy. Furthermore, we do not assume any liability for the accuracy or completeness of information presented. This brochure shall not be used or relied upon as a substitute for information that is available from your authorized BMW center. Further information can be obtained from your authorized BMW center or [bmwusa.com](http://bmwusa.com).

©2014 BMW of North America, LLC. Not to be reproduced wholly or in part without written permission of BMW NA. The BMW name, logo, model names and SAV are registered trademarks. The Bluetooth word mark and logos are owned by the Bluetooth SIG, Inc. and any use of such marks by BMW is under license. iPhone, iPod, and iPad are registered trademarks of Apple Inc. Other trademarks and trade names are the property of their respective owners.



We believe that a premium ownership experience should feature performance and luxury, as well as safety and convenience. We believe you should be able to drive a BMW to its potential, while enjoying peace of mind and reduced cost of ownership. That's the idea behind **BMW Ultimate Service®**: a suite of comprehensive programs and services that are included in every new BMW vehicle. It starts with the **New Vehicle/SAV Limited Warranty**,<sup>1</sup> providing you with coverage for the first four years or 50,000 miles, whichever comes first. Additionally, you enjoy 12-year, unlimited-mileage warranty protection against corrosion and rust

perforation.<sup>1</sup> BMW Ultimate Service continues with **BMW Maintenance Program** for the first four years or 50,000 miles,<sup>2</sup> **BMW Roadside Assistance**, and more. The BMW 4 Series Coupe also comes with a range of BMW ConnectedDrive® services as standard, including **BMW Assist eCall™**<sup>3</sup> and **BMW TeleService**.<sup>3</sup> Other conveniences are **BMW Online**,<sup>4</sup> **Remote Services**<sup>4</sup> and **Concierge Services** with **Critical Calling**.<sup>4</sup>

## TAILOR-MADE FOR YOUR VEHICLE. BMW SERVICE.



**BMW Maintenance Program** is one of the most comprehensive maintenance programs in its class. We cover all factory-recommended maintenance during the New Vehicle/SAV Limited Warranty coverage period. This includes scheduled oil services and inspections. Also covered is the replacement of items that are subject to normal wear and tear, such as brake pads, wiper blade inserts and engine drive belts.<sup>2</sup> And, thanks to BMW's advanced engineering, most owners enjoy a well-balanced maintenance schedule, with flexible routine service intervals that can save you time. When your vehicle requires attention, your authorized BMW center ensures that it receives only genuine BMW parts – your assurance of exacting quality standards.

For more details on BMW Ultimate Service and the BMW Maintenance Program, visit your authorized BMW center or log on to [bmwusa.com/ultimateservice](http://bmwusa.com/ultimateservice).



**BMW Assist eCall**,<sup>3</sup> a safety feature of BMW ConnectedDrive, lets you enjoy peace of mind knowing that a friendly response specialist is there to help you, 24/7, at just the push of a button. This includes Emergency Request (SOS button), Automatic Collision Notification, and Customer Relations. **BMW TeleService**<sup>3</sup> continually monitors specific vehicle parts that are subject to wear and tear, as well as services that require attention at regular intervals, such as vehicle service inspections. This data is automatically transmitted to your authorized BMW center, which informs a BMW Service Advisor to call and schedule a convenient service appointment. You don't have to keep track of when your vehicle requires routine maintenance. An added benefit: any needed maintenance service parts will already be on hand, so your BMW is serviced and returned to you as quickly as possible. And because they use only Original BMW Parts, you can rely on expert fit and long-lasting BMW quality.



**BMW Roadside Assistance** is provided free of charge for the first four years – with no mileage limit. Call **1-800-332-4BMW (4269)** for friendly on-the-road help, 24/7, anywhere in the United States, Canada and Puerto Rico. This includes Covered emergency gasoline and lock-out service, to towing, alternative transportation and even trip-interruption benefits. This service also provides valuable trip-routing advice.

**BMW Online**<sup>4</sup> provides up-to-date web information: business and stock reports, as well as weather updates. BMW Online also includes **MyInfo**, which allows you to send business locations and street addresses with their associated phone numbers from the Google Maps™ website directly to your BMW. The destination can be sent to your Navigation system for turn-by-turn directions.

**Enhanced USB and Bluetooth® with Smartphone Integration** offers an array of Mobile Office<sup>5</sup> functions. With the BMW Navigation system and your mobile phone linked via Bluetooth technology, Mobile

Office transfers text messages and emails to your Drive Display screen and then reads them aloud to you. While en route, a calendar and to-do list can also appear on your Display screen. Running late? Click on the phone number in the calendar to call your appointment. For a list of tested mobile phones, visit [bmwusa.com/bluetooth](http://bmwusa.com/bluetooth).

**Remote Services**<sup>4</sup> includes Remote Door Unlock, Stolen Vehicle Recovery and access to the My BMW Remote app, which allows you to control your BMW from your mobile device.

For the ultimate in coverage, there's **Concierge Services**.<sup>4</sup> You'll enjoy unlimited access to personalized Directions and services for restaurant and hotel recommendations, with the destination address and phone number not only sent right to your BMW, but also transferred to your Navigation system for route guidance. Another useful Concierge feature: **Critical Calling**. This lets you make up to four operator-assisted calls per year, up to five minutes per call, if your mobile phone is not available, or if its battery is discharged.



## EXPERIENCE MORE WITH BMW.



**BMW Financial Services.** Arranging to buy or lease a BMW is easier than you may think. Your authorized BMW center offers leasing and financing to suit your personal needs through BMW Financial Services.<sup>6</sup> Start the process at our website, where you can build your "dream vehicle," get an estimate on a monthly lease or financing payment, submit a credit application to BMW Financial Services – and get approval – all online!<sup>6</sup> To find out how BMW Financial Services can help put you behind the wheel of your favorite BMW model, log on to [bmwusa.com/fso](http://bmwusa.com/fso) or call, toll-free, **1-800-578-5000**.



**BMW Virtual Center.** If you get the sudden urge to shop for a BMW but your authorized BMW center is closed, there's good news – the BMW Virtual Center is open 24 hours a day! Log on to [bmwusa.com/byo](http://bmwusa.com/byo), and choose the model that interests you. Configure the BMW of your dreams, and see what the monthly payments would be. You can even send the specifications to your authorized BMW center, apply for financing, or request a test drive – all online!



**BMW Magazine.** A fascinating view of the latest events and products in the world of BMW, including travel reviews, personality profiles, and the latest BMW technologies. **BMW Magazine** is sent to new owners and lessees twice a year.



**BMW Performance Driving School.** Take your driving skills to the next level. Behind the wheel of new BMWs and under the guidance of professional instructors, you'll hone your driving skills on a 1.7-mile driving course that can be configured in a multitude of ways. In One- and Two-Day Schools you can tackle the skid pad, slalom course and water walls. The BMW Performance Driving School is about control and pushing a BMW to its limits – and yours. Visit [bmwusa.com/pds](http://bmwusa.com/pds).

**Performance Center Delivery.** You'll always remember the fun of taking delivery of your new BMW – especially with BMW Performance Center Delivery in Spartanburg, SC. After enjoying dinner and an overnight stay at a first-class hotel, we'll take you and your companion to the Performance Center where a Product Specialist will give you an in-depth introduction to your new BMW. Then at the Performance Driving School, you'll get tips from a professional driving instructor as you explore the dynamic capabilities of a similar model. It's exciting, it's enlightening – and it's all compliments of BMW with your new vehicle. To learn

more about the BMW Performance Center, call **1-888-345-4269** or visit [bmwusa.com/pdsdelivery](http://bmwusa.com/pdsdelivery).



The **BMW Welt** ("BMW World") delivery and brand-experience center in Munich is bold proof of BMW's passion for design. When you take advantage of the BMW European Delivery Program,<sup>7</sup> this is where you will meet your new BMW – in a personalized process that is highly dramatic and totally unforgettable. (You might also realize substantial savings that just may pay for your trip.) While you're there, marvel at the historic BMWs in the Museum; learn about our engineers' newest innovations in the Technology and Design Atelier; and take a tour of the plant to experience firsthand the state-of-the-art methods used to create a BMW. Then comes the unique experience of driving your new BMW on the roads it was designed for. To learn more, visit [bmwusa.com/europeandelivery](http://bmwusa.com/europeandelivery).

## ON-BOARD SERVICE ALERTS.

**We monitor your BMW's needs – so you don't have to.**

Tackling mountain switchbacks, the last thing you should be thinking about is the state of your brake pads. Thanks to BMW's integrated on-board diagnostics system, you'll always know exactly when the next service is due, and what work will be required. Condition Based Service (CBS) measures the condition of key parts that are subject to wear and tear. It also tracks fluid levels and monitors your BMW's time- and mileage-dependent service requirements. Using this data, the Info Display in the cockpit automatically alerts you in advance whenever any part of your vehicle will require servicing – so there are no surprises ahead.

<sup>1</sup> See your authorized BMW center for details on these limited warranties.

<sup>2</sup> The BMW Maintenance Program covers factory-recommended maintenance services as determined by the Service Interval Indicator for all new eligible MY 2004 and later BMW vehicles. Specific additional items that need replacement due to normal wear and tear are also covered. Every new BMW is covered by a limited warranty for defects in materials or workmanship for the first four years or 50,000 miles, whichever comes first. The warranty period begins either on the date of first retail sale or the date the vehicle is first placed in service as a demonstrator, service loaner or company vehicle, whichever is earlier. And from that moment on, your BMW is protected during the coverage period, regardless of whether you're the first or a subsequent owner. Exclusions from coverage include: gasoline, gasoline additives, windshield washer fluid and additives, battery, tires, wheels, wheel alignment and tire balancing. All work must be performed by an authorized BMW center. See the Service and Warranty Information booklet for specific terms, conditions and limitations. Further information can also be obtained from your authorized BMW center.

<sup>3</sup> On 2014 and later BMW 4 Series Coupe models, BMW Assist eCall and BMW TeleService are standard and include 10 years of service. In order to receive these services, a subscriber agreement must be completed and transferred to the BMW Assist™ Response Center. GPS and underlying wireless services must be available and functioning, vehicle ignition must be turned on, battery must be charged and connected, and vehicle's electrical system operational. Due to wireless carrier coverage, services may be limited in certain geographic areas. Call toll-free **1-888-333-6118**, go to [bmwassist.com](http://bmwassist.com), or visit your authorized BMW center for additional program details. Services are subject to the terms and conditions of your subscriber agreement.

<sup>4</sup> BMW Online and Concierge Services are optional and include a 3-year subscription. Remote Services is optional and includes a 10-year subscription. Subject to the terms and conditions of your subscriber agreement. Please go to [bmwusa.com/connecteddrive](http://bmwusa.com/connecteddrive) for additional details.

<sup>5</sup> Not all mobile phones are compatible with Mobile Office, and some compatible phones support a limited number of Mobile Office functions. For the complete list of compatible mobile phones and the details regarding which Mobile Office functions are supported by each phone, please visit [bmwusa.com/bluetooth](http://bmwusa.com/bluetooth).

<sup>6</sup> Subject to credit approval and other terms and conditions.

<sup>7</sup> Not all models are available for BMW European Delivery Program. Please go to [bmwusa.com/europeandelivery](http://bmwusa.com/europeandelivery) or visit your authorized BMW center for details.

More about BMW



The Ultimate Driving Machine®

bmwusa.com  
1-800-334-4BMW



FarmaSOS.com

#### BMW and the environment.

BMW is a strong proponent of the environment and social responsibility. We launched BMW EfficientDynamics back in 2000 – the philosophy of providing greater power with increased efficiency and fewer emissions. This has resulted in significant benefits today – for our customers, the climate and the environment.

That year, ecological sustainability was also declared one of BMW's core strategic principles; it is now firmly anchored in our entire production chain. It starts with the development of fuel-saving and alternative vehicle concepts, continues with environmentally friendly production processes, and ends with innovative recycling methods. This effort has been recognized worldwide; in 1999, BMW AG – the parent company of BMW of North America and BMW Manufacturing Co. in Spartanburg, SC – was the first automotive company to be represented on the Dow Jones Sustainability Group Index. It has remained on the Index ever since; moreover, since 2005, BMW has been voted the world's most sustainable automobile manufacturer. At BMW, we strive for and achieve high performance in all we do.



BMW recommends **EDGE**