



2010
BMW 6 Series



The Ultimate
Driving Machine®

650i Coupe
650i Convertible

تلفن شبانه روزی: ۰۸۵-۸۸۸۶۲۰۲۱
FarmaSOS.com

THE BMW 6 SERIES. COUPE AND CONVERTIBLE.

JOY IS SOMETHING SPECIAL.

BMW EfficientDynamics 
Less emissions. More driving pleasure.

2010 BMW 6 Series Coupe and Convertible

- 02125 Exterior
- 26129 Interior

Technology

- 30131 About BMW
- 32133 BMW EfficientDynamics
- 34135 Engine | Transmissions
- 36139 Active Roll Stabilization | Active Steering
- 40141 BMW Night Vision | Xenon headlights | Adaptive Headlights | High-beam Assistant
- 42145 iDrive | Navigation | BMW Assist™ | Telematics
- 46147 Safety features

Equipment

- 48151 Paints | Upholsteries | Interior trims | Combinations
- 52153 Selection
- 54161 Equipment
- 62165 Equipment packages
- 66167 Safety features and technology illustrations
- 68172 Standard equipment | Optional equipment charts
- 73175 Technical data
- 76177 BMW Individual | BMW Accessories
- 78179 BMW Services

Since 1916, the name Bavarian Motor Works – BMW – has been synonymous with race-winning performance. Every vehicle that bears the famous blue-and-white roundel is the product of generations of enthusiastic engineers and designers who have strived to advance the sheer joy of driving. For further information, please visit your authorized BMW center or bmwusa.com

For details on the availability of standard and optional features, please refer to the Standard equipment | Optional equipment charts at the back of this brochure.

**A 360-horsepowerful pleasure:
The BMW 6 Series for 2010.**



امداد خودرو فارما



BMW 650i Coupe

650i shown with the following equipment:

- Engine: 360-hp V-8 with Valvetronic
- Wheels: 19" V Spoke (Style 248) cast alloy
- Paint: Deep Sea Blue Metallic
- Upholstery: Saddle Brown/Black Pearl Leather
- Interior trim: Brushed Aluminum

See pages 73-75 for technical specifications.



BMW 650i Convertible

650i shown with the following equipment:

- Engine: 360-hp V-8 with Valvetronic
- Wheels: 19" Star Spoke (Style 216) cast alloy
- Paint: Space Gray Metallic
- Upholstery: Cream Beige Pearl Leather with Sun-Reflective Technology
- Interior trim: Maple Wood

See pages 73-75 for technical specifications.

At BMW, we believe that ideas are everything.

And because we are an independent company, we have the freedom to make sure that great ideas live on to become Ultimate Driving Machines®.

As a result of practicing this philosophy, in both 2007 and 2008, ALG (Automotive Lease Guide) named the 6 Series as the "Residual Value Award" winner for the highest predicted resale value in its class.*

*Automotive Lease Guide "Residual Value Award" – 2007 winner in Luxury Car category; 2008 winner in Luxury Sports Car category.





A reward above all others: the BMW 6 Series.

When BMW designers and engineers created the 6 Series Coupe and Convertible, they struck a perfect balance of luxury, sophistication and breathtaking performance. The automotive press took notice, lavishing praise on these extraordinary vehicles. And now, the 6 Series for 2010 builds on its success, with enhanced design and performance features. A powerful expression of technological innovation, premium quality and individual style, the BMW 6 Series is a shining example of the quest for excellence.

امداد خودرو
www.amaSOS.com

The 6 Series: Created to celebrate the joy of driving.

BMW is, and always will be, the marque of inventive engineers who live to drive. Witness the 6 Series' efficient 360-horsepower, 32-valve, 4.8-liter V-8 that concentrates the perfect amount of power and torque at every mark along the tachometer. At cruising speed, the engine sings beautifully. Pin the accelerator to the floor and it roars to life with a thrilling growl. Through even the tightest turns, the 650i is confident and composed, sinking its teeth into the asphalt and exiting the turn with a perfect transfer of power. The steering is direct and communicative, telling you precisely what the road is doing, translating your every command directly to the wheels.



It's not the altitude that leaves you breathless.





The most beautiful scenery isn't always snow-covered.

It's hard to take your eyes off the 650i to look at anything else. A modern and innovative interpretation of the classic Grand Touring Coupe, its lines display perfect harmony and balance. Flowing back from the striking front end, they continue around the vehicle to the sporty rear. Those aerodynamic contours were carefully honed in the wind tunnel to reduce wind resistance and noise, while enhancing stability, traction, acceleration and fuel efficiency. At BMW, beauty begins at skin-deep.



فارما سوس

تلفن: ۰۲۱-۸۸۶۲۰۸۵

FarmaSOS.com

The power to upstage a scenic lookout.



امداد خودرو فارس
۸۸۶۲۰۹۸
farsadob.com



امداد خودرو فارما

۰۲۱-۸۸۸۶۲۰۰۰۰۰

FarmasOS.com

Before you decide what to drive, first discover what drives you.

The 650i Convertible is the perfect blend of thrilling BMW performance and rewarding luxury. With the top up, it cuts the same impressive silhouette as the Coupe. But drop the top, and suddenly you're open to a world of exciting, new sensations. With V-8 power, room for four, and enough trunk space for two golf bags, the 6 Series Convertible fulfills the dreams of those who yearn for a life of open-air freedom.



Awake to the pleasures of the senses.

In the 6 Series Convertible, driving under the sun and stars is just one of many delightful sensations. Relax in orthopedically supportive seats upholstered in beautiful, supple leather that's specially treated to stay cooler to the touch, even when the top is left down. Feast your eyes on the artfully designed cabin, filled with the highest quality materials. Rediscover your favorite songs, clarified through the Logic7 sound system. From top to bottom, inside and out, the 6 Series Convertible is a never-ending treat.

For details on the availability of standard and optional features, please refer to the **Standard equipment** | **Optional equipment** charts at the back of this brochure.



Sometimes high performance is measured by a different yardstick.

Few things are as exhilarating as rocketing from 0 to 60 in 5.3 seconds on an empty highway.¹ But when the freeway is clogged, you'll appreciate the capabilities of Active Cruise Control with Stop & Go feature,² which can bring your BMW to a complete stop if needed, its massive anti-lock brakes gripping with assurance. At lower speeds, readily available torque provides quick acceleration, while the Active Steering option enhances the 6 Series' nimble handling, making quick lane changes and navigating tight streets a breeze. Surrounded by pedestrians, bicyclists and other distractions? Head-up Display lets you keep your eyes on the road while giving you important driving information. In the obstacle course that is urban driving, the 6 Series still proves it's a winner.

¹ 650i Coupe with manual transmission; 5.4 seconds with Sport Automatic. 650i Convertible; 5.6 seconds with manual transmission; 5.7 seconds with Sport Automatic. BMW test results. BMW urges you to obey all posted speed laws and always wear safety belts.

² Active Cruise Control is not a substitute for the driver's own responsibility in adjusting speed and otherwise controlling the vehicle. After evaluating road, traffic and visibility conditions, the driver must decide whether and how the system is used.

For details on the availability of standard and optional features, please refer to the **Standard equipment** | **Optional equipment** charts at the back of this brochure.

امداد خود روفارسی

www.farmasos.com

FarmaSOS.com



Even at night, it's the star of the show.

The interplay of light and shadow sets the stage for high drama. As the 650i streaks through the night, the fleeting glare of streetlights hide, then reveal the finely formed curves and creases, the muscular shoulder lines, the attention-getting silhouette. It's the riveting effect of a taut, beautiful body in motion.



One of the wonders of the modern world.

The 650i Convertible is a marvel of engineering. Case in point: the design and convenience of its fully automatic softtop. The top can be opened and closed in a matter of seconds simply by pressing a button on the dash or on the key fob. When closed, it gives the Convertible the sleek, sculpted silhouette of the Coupe. Thanks to an advanced three-layer construction and plastic core, it provides insulation from heat, cold and wind noise. In fact, BMW's acoustic insulation sets the standard for quiet convertible cabins. The heated glass rear window operates completely independently of the top. You can keep it up when the top is down, to act as a windscreen, or put all five windows down with the top up for draft-free ventilation. A lesser car could easily be overshadowed by a top this advanced.

The 650i's alluring exterior is complemented by an elegant, well-appointed interior. Seating for four is lavished in supple Dakota Leather or Pearl Leather, which, in the Convertible, includes BMW's unique Sun-Reflective Technology. This process incorporates mirror-like pigments into the leather dye to reflect the sun's infrared rays, helping to keep seats and other upholstered surfaces cooler to the touch, even when the top is left down. The interior is enriched with a choice of three trims: genuine Maple or Dark Birch Wood, or Brushed Aluminum; control knobs are appealingly accented in Chrome Pearl Gray. Fill the cabin with 360 degrees of digitally adjusted surround sound with the Premium Sound Package that includes the Logic7 audio system, a six-disc CD player, and iPod® and USB adapter. Then add HD Radio™ to receive free, digital broadcasts with CD-quality sound, "multicast" FM stations, and innovative data services.

For details on the availability of standard and optional features, please refer to the Standard equipment | Optional equipment charts at the back of this brochure.

650i shown with the following interior equipment:

Upholstery: Cream Beige Pearl Leather with Sun-Reflective Technology
Interior trim: Maple Wood



امداد خود و فارما

تلفن شبانه روزی: ۰۲۱-۸۸۸۶۲۰۸۵

FarmaSOS.com



Although its beauty invites inspection of every detail, the 6 Series cockpit is designed so your eyes remain on the road and your hands on the wheel. All primary driving controls are ergonomically placed, and gauges can be read at a glance, while the Head-up Display feature puts critical driving information directly in your line of vision. To fully enjoy every moment while traveling, you can access the most frequently used secondary functions – audio, cruise control and (accessory) phone – via the multi-function steering wheel, the iDrive Controller, or the six programmable buttons above the center console. And if your 650i is upholstered in Pearl Leather, your passengers will feast their eyes on the rich Black Nappa Leather that adds a distinctive touch to the dashboard and center console.

For details on the availability of standard and optional features, please refer to the Standard equipment | Optional equipment charts at the back of this brochure.

650i shown with the following interior equipment:

Upholstery:	Saddle Brown/Black Pearl Leather
Interior trim:	Brushed Aluminum trim
Optional equipment:	Head-up Display



Perfection in motion, with signature style.

It takes years of practice to achieve a seemingly effortless grace. Just ask any dancer – or car manufacturer.

For over nine decades, BMW has been an automotive leader, creating vehicles that are prized worldwide for their smooth power, responsive handling and masterful performance. These are vehicles that turn driving into an intimate dance between man and machine.

The joy of motion can also be conveyed by a vehicle's style. In the mid-Fifties, one of the great BMW visionaries was design chief Wilhelm Hofmeister. Working closely with Italian designer Giovanni Michelotti, he crafted cars with lines and proportions unlike anything ever

seen before; in 1961, the new 1500 model included a design element that was to become a distinctive BMW signature. Up until then, the C-pillar – the rear roof support – was usually curved or straight. However, on the 1500, its shape was uniquely angled. Nicknamed the "Hofmeister kink," it became – and remains – one of BMW's enduring symbols.


However, it takes more than just a distinctive roundel, kidney grille or C-pillar design to define world-class performance. It takes generations of driving enthusiasts building cars for other enthusiasts in order to create The Ultimate Driving Machine.®

This is how much has gone in.

At BMW, we create dynamic vehicles that thrill you with quick acceleration, predictable handling and unshakable control. We are also busy finding ways to sustain this level of performance while incorporating innovative fuels and technologies to help preserve the environment. This is what we refer to as "EfficientDynamics." This goal has led to the visionary CleanEnergy hydrogen-powered engine, which is currently used in the BMW Hydrogen 7 Sedan. BMW Advanced Diesel with BluePerformance, which offers diesel power with quick acceleration, increased fuel efficiency and reduced emissions, was introduced to the U.S. in early 2009 in select models. In fact, every BMW on the road today comes standard with technology that boosts performance while simultaneously reducing fuel consumption and CO₂ emissions.

Valvetronic

Instead of using a traditional throttle, Valvetronic technology lets the engine breathe more easily by varying the lift height of the valves to regulate air intake. The result: improved cold starts, smoother running, and a significant drop in fuel consumption. Using revolutionary technology such as this, BMW has improved its overall average fuel economy more than any other manufacturer.



Double-VANOS

VANOS is BMW's valve timing system that can "steplessly" vary the points in the combustion cycle when valves open and close. Double-VANOS refers to the fact that it operates on both the intake and exhaust camshafts. Electronically controlled in response to engine speed, load and temperature, VANOS reduces emissions, and enhances low- to medium-speed torque, as well as fuel efficiency.

Efficient transmissions

The 6 Series offers two 6-speed transmissions with Dynamic Driving Control (Sport button): a smooth-shifting manual, and an even more fuel-efficient Sport Automatic with steering wheel-mounted paddle shifters.

Lightweight construction

BMW engineers use durable, lightweight construction throughout the 6 Series. Lighter weight leads to lower fuel consumption and better axle load distribution for more agility – especially in curves. The structure, hood and doors are aluminum; the front side panels are thermoplastic. The trunklid is sheet-molded composite, or SMC. This innovative lightweight material is extra resistant to bending – an important feature in a large-area component. The 6 Series' aluminum outer and inner skins are bonded together with an adhesive that not only saves weight, but gives it longitudinal strength for absorbing crash energy, as well as a resistance to vibrations.

And this is what comes out.

امداد خودرو فارما

تلفن شبانه روزی: ۰۲۱-۸۸۸۶۲۰۸۵

FarmaSOS.com

BMW models have low CO₂ emissions today. But that's just for starters. We're carrying on our research in the quest to bring you greater driving pleasure, with fewer emissions and decreased fuel consumption.



The 650i's mighty V-8 engine is the result of generations of inspired engineers.

For generations, BMWs have been developed by engineers who are passionate about driving. The advanced technology in today's BMWs is a product of that passion. And, as the name "Bavarian Motor Works" implies, in a BMW, the engine takes center stage.

In striving to make automobiles that are ever more satisfying to drive, BMW has endowed the 650i with one of the most powerful engines in its current lineup. This 4.8-liter V-8 commands 360 horsepower at 6300 rpm, and 360 lb-ft of torque at 3400 rpm. Thanks to unique BMW technology, it delivers ultra-refined power and unmatched performance without sacrificing efficiency.

One of these remarkable technologies is Valvetronic. Rather than regulating engine performance by using throttle butterflies, which reduce fuel efficiency, this innovative system allows the engine to "breathe" more easily via continuously variable valve lift control. This increases overall fuel efficiency, especially at "low-load" operation (driving conservatively and idling). Every BMW engine

also incorporates Double-VANOS, an engine management system that allows the engine to "steplessly" choose the valve timings for both intake and exhaust camshafts. Double-VANOS controls the four camshafts in the V-8 to deliver more low- to medium-speed torque for strong acceleration, added flexibility for better highway performance, and a quieter, smoother engine at idle. Another power-increasing feature found in the 650i is a two-stage intake manifold, providing two different intake lengths: one for low to medium speeds, and the other for high engine speeds (rpm).

The full power of this exceptional V-8 is harnessed through a choice of two 6-speed transmissions. Choose either the smooth-shifting manual or a Sport Automatic transmission with steering wheel-mounted paddle shifters and a shift lever; for even more dynamic performance press the Sport button to experience faster shift times, higher revs before shifting, and quicker engine response at a touch of the accelerator pedal.

For details on the availability of standard and optional features, please refer to the Standard equipment | Optional equipment charts at the back of this brochure.

FarmaSOS.com

ایراد خودرو فارما

تلفن: ۰۲۱-۸۸۳۲۰۸۵

FarmaSOS.com



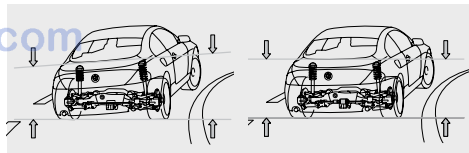


Like a professional athlete,
the 650i delivers rewarding performance.

The 650i is a true athlete that loves to perform. Both its sport-tuned suspension and 18" wheels are included as standard – as is BMW's intelligent lightweight construction that integrates aluminum and advanced plastics. Combined with the 650i's potent engine and massive, fade-resistant brakes – 13.7" front, 13.6" rear – they inject thrilling performance into every mile. You will enjoy lightning-quick acceleration, awe-inspiring stopping power, and precise handling with reassuring road grip. Active Roll Stabilization (ARS) reduces body roll to a minimum when taking tight corners, increasing the car's ability to turn. Dynamic Stability Control (DSC) measures vehicle speed, wheel rotation, steering angle, lateral acceleration, vehicle rotation (or "yaw") and brake pressure. When wheelspin is detected, or over- or understeer occurs, it applies brakes individually to help keep the

vehicle under control and going in the intended direction. DSC enhances the 6 Series' braking capabilities with four practical features: **Brake Stand-by**, which pre-tenses the brake calipers in anticipation of a quick stop; **Brake Drying**, which periodically brings the brake pads into contact with the rotors when the system senses it's raining; **Start-off Assistant**, which helps keep the 650i from rolling backwards when stopped on a hill; and **Brake Fade Compensation**, which reinforces your braking action when it senses brake fade. BMW's innovative, Active Steering feature varies the steering ratio based on vehicle speed, so everything from highway-speed lane changes to parking maneuvers are made easier. No matter where or how you drive the 650i Coupe or Convertible, it rewards you with an exhilarating, world-class driving experience.

FarmaSOS.com

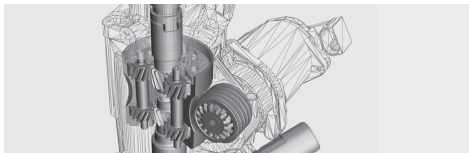


Without Active Roll Stabilization:

Conventional, passive anti-roll bars are limited in their effectiveness, allowing for a higher degree of roll during cornering.

With Active Roll Stabilization:

In a curve, the left and right portions of the "active" anti-roll bars twist in opposite directions, generating stronger resistance to body roll. The vehicle corners better, with greater steering response, and the wonderful feel of "flat" cornering.



With Active Steering, at low to medium speeds the steering is more direct, making the car more agile. At higher speeds, the system offers excellent directional stability. A planetary gear set, integrated into the steering column, enables an electric motor to decrease or increase the steering ratio in line with vehicle speed.

Looking out into the darkness, we had a bright idea.

BMW's Night Vision feature is an amazing system that helps you detect pedestrians or animals in the dark, at a distance of up to 1640 feet.¹ A camera mounted in the front of the vehicle uses long-distance infrared technology. This allows you to see potential road hazards displayed on the Navigation system monitor, and avoid them well before they are visible to the naked eye. If you drive along poorly lit roads, this feature will make night driving more pleasurable and worry-free.

There's no mistaking the approaching face of a 6 Series. By day, there is the signature double headlight configuration and kidney grille. When the sun sets, four distinctive halogen Corona headlight-rings reveal its presence. At dusk, they function alone as parking lights; at night, they surround the headlights for added visibility.

¹ Under optimal road conditions. Night Vision performance is also limited by rain, fog, humidity and other weather conditions.

For details on the availability of standard and optional features, please refer to the Standard equipment | Optional equipment charts at the back of this brochure.

Xenon low- and high-beam Adaptive Headlights also give a unique look to the road ahead. Xenon headlights provide optimal visibility over long distances; Adaptive Headlights automatically swivel to follow the curves of the road ahead. By using data from on-board sensors and the steering wheel angle, this function determines the vehicle's direction, then electromechanically turns the lights for optimum illumination in bends. High-beam Assistant automatically turns the high beams on when needed, then turns them off when the system senses an approaching vehicle, or when they are no longer necessary. Controlled by means of a sensor located on the front of the inside mirror, the system allows intervention by the driver at any time to manually switch the high-beam headlights on or off as desired.

Lighting should not only let you see and be seen, but communicate your moves to other drivers. At the rear, the 6 Series includes highly visible, three-dimensional LED brake lights and taillights, as well as a prominent rear deck spoiler with a third brake light. These lights glow with a faster response than conventional lights. Any time you quickly brake in an emergency stopping situation, the 6 Series detects this action and activates the Adaptive Brake Lights feature. This illuminates additional brake-light surfaces, warning those driving behind you to immediately slow down.

امداد خودرو فارما

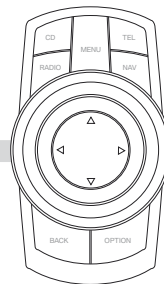
تلفن شبانه روزی: ۰۲۱-۸۸۸۶۲۰۸۵

FarmaSOS.com





Rotating the Controller allows you to scroll through the vertically listed menu items. The "Back" button allows you to jump back to the previous menu, while the "Option" button takes you directly to the main menu.



Simply tilting the Controller to the right or left takes you to a selected menu. The Controller and the direction in which it can be tilted are displayed at all times.

iDrive: control over your driving comfort.

Whether you're commuting or touring, you want to be totally comfortable, informed, and entertained by your favorite songs. Welcome to the next-generation iDrive, a new benchmark in automotive technology. Included with the Navigation system in the BMW 6 Series, this new iDrive offers intuitive, ergonomic control within easy reach on the center console.

The system places a wide variety of entertainment and communication options at your fingertips. Using the iDrive Controller, simply tilt, rotate, push and click your way through any series of commands. New buttons, located above the Controller wheel, let you directly access the four main menu choices: CD Player, Radio, Telephone

and Navigation. Six programmable memory keys on the dash allow you to store the settings of your choice, from preferred radio stations to frequently dialed phone numbers (if so equipped).

The system also features a high-resolution 8.8" monitor, located next to the instrument cluster at an ideal viewing height and distance. All menu items are rendered in a clear, readily understandable graphic form, for quick comprehension at a glance.

From finding your favorite songs, to finding your way to any destination, the iDrive is the perfect travel companion.

تلفن شماره روزی: ۰۲۱-۸۸۶۲۰۸۵

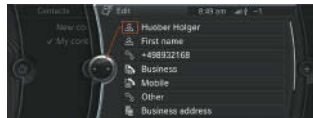
FarmaSOS.com



Navigation: BMW's Navigation system uses Global Positioning System (GPS) satellites and data stored on an internal hard drive to guide you to your destination. A variety of detailed maps show – and tell – the directions. Enhancements include 3-D daytime and nighttime maps, zoom, travel planner, an Assistance Window, and Real Time Traffic Information. The Navigation system also offers Voice Recognition, for convenient, hands-free operation.

Radio/CD/MP3: Get quick, convenient access to your ideal driving soundtrack. The Entertainment menu controls all audio system functions, including radio tuning and station presets, tone, CD track selection and more. Or hook up your MP3 player to the iPod® and USB adapter to scroll through your favorite playlists via the iDrive Controller. HD Radio™ and SIRIUS Satellite Radio add even more choices to the audio spectrum.

To find HD Radio AM/FM stations near you, visit HDRadio.com.



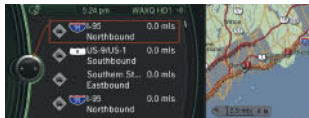
SIRIUS Satellite Radio: Enjoy more than 130 channels of the most innovative satellite radio music, news, sports, talk, comedy and entertainment. All 69 music channels are commercial-free – and it's delivered coast-to-coast in crystal-clear digital sound, 24 hours a day. "The Best of XM" offers additional premium programs, like Oprah & Friends®, 10 channels of XM Play-by-Play sports and more. You can also select SIRIUS channels through the iDrive system or Voice Command, and enter them into the programmable memory buttons.

Telephone/Address Book: Make hands-free phone calls with ease, using the Bluetooth® interface. Convenient wireless technology allows you to make calls without removing your phone from your pocket or purse. Use the Voice Command system to operate various entertainment and Navigation functions, as well. The phonebook downloading feature lets you access all your mobile phone numbers, all readily available via spoken command, iDrive or preprogrammed memory key.



BMW Assist™ Safety Plan¹ is included for four years at no additional cost. You'll enjoy peace of mind knowing a response specialist is there to help you, 24/7, at the push of a button, with Automatic Collision Notification, Roadside Assistance, TeleService, Door Unlock, Stolen Vehicle Recovery, and more. With the Navigation system, MyInfo allows you to send business and street addresses to your BMW from your computer, for route guidance. Add the Convenience Plan for Concierge service, personalized Directions, Traffic and Weather reports, and four operator-assisted calls if your cell phone is not available or if its battery is discharged.

¹ See page 78 for details on standard and optional services available with BMW Assist.



Real Time Traffic Information: Whether you select the short route, the fast route, or the scenic route, you never want to get stuck in traffic. In many large cities,² Real Time Traffic Information, included with the Navigation system, displays and describes current local traffic information on your monitor. This service notifies you of congestion on your planned route, as well as alternate routes, so you can change course and possibly avoid delays.

² See the "Owners" section at bmwusa.com for details and up-to-date coverage.

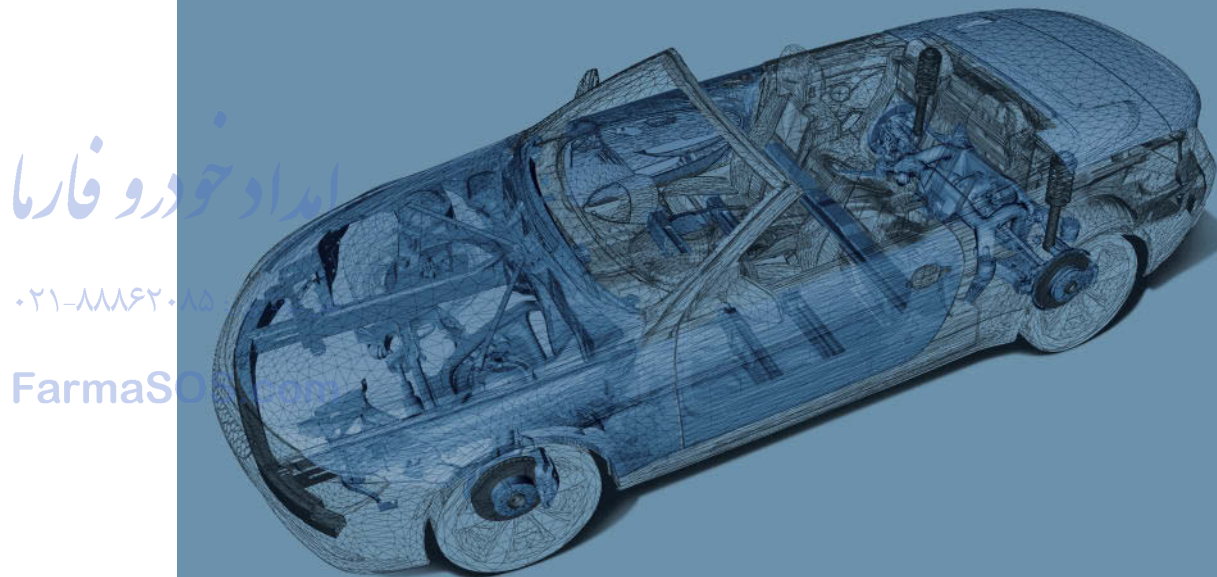
**Two reasons why BMW is a smart choice:
Intelligent lightweight design. BMW's Advanced Safety System.**

One of the 6 Series' most significant technological innovations is its intelligent lightweight construction. Wherever appropriate, BMW makes use of a range of durable, lightweight materials. For example, in addition to much of the front and rear suspension, the doors and front section are made of aluminum; the front fenders are thermoplastic; and the trunk lid is fiberglass-reinforced plastic composite. The lowered vehicle weight offers many benefits: increased fuel efficiency; optimized road holding, for greater driving pleasure; and a greater ability to avoid accidents – otherwise known as "active safety." Add the 650i's near-perfect 50/50 weight distribution between the front and rear axles, and you enjoy an unparalleled driving experience.

A vehicle that offers this degree of high performance also requires the highest levels of protective safety features. The 650i is equipped with BMW's Advanced Safety System: a comprehensive passive safety system that is designed to enhance the restraint systems'

response to real-world accidents. In the event of a severe accident, this system can decide the most effective deployment of the 650i's airbags.¹ The 6 Series also includes Active Head Restraints, a feature that helps reduce front-seat occupants' risk of neck injury in the event of a rear-end collision. All 6 Series passive safety systems are activated in a fraction of a second – safety-belt pretensioners are triggered; the fuel pump is switched off; central locking unlocks the doors; and interior and hazard warning lights are switched on. In low-speed collisions, crash tubes in the front and rear bumpers help prevent body damage. In accidents at higher speeds, the 6 Series body – designed with outstanding torsional and bending stiffness – directs crash forces around the passenger cabin, while deforming in a predetermined pattern. And the 6 Series Convertible adds the reassurance of a reinforced windshield frame positioned for maximum strength, as well as BMW's Rollover Protection System, enhancing all occupants' margin of safety.

¹ Depending upon the type of accident, none, some or all airbags may deploy.



امداد خودرو فارما


۰۲۱-۸۸۸۶۲۰۸۵

FarmaSO.com

The pages in this section of the brochure show available colors and materials for the BMW 6 Series. Use these samples to compare paint, upholstery and trim colors and combinations. Please note that these samples are representations; they are not exact reproductions. To see the actual colors, visit your local BMW center. They will be happy to show you original samples.

Paints

300 Alpine White Non-metallic



405 Imola Red Non-metallic¹




668 Jet Black Non-metallic²



354 Titanium Silver Metallic



A14 Mineral Silver Metallic²



A52 Space Gray Metallic



440 Stratus Gray Metallic²



A39 Barbera Red Metallic²



A13 Atlantic Blue Metallic²



A76 Deep Sea Blue Metallic



A35 Monaco Blue Metallic²



475 Black Sapphire Metallic



416 Carbon Black Metallic¹



¹ Available only with Sport Package.

² Not available with Sport Package.

Please refer to the Recommended color combinations chart on page 51 for details on limitations and exclusivity when selecting 6 Series exterior paint colors, upholstery colors and materials.

Upholsteries

LCGE Cream Beige Dakota Leather



LCSW Black Dakota Leather




LEGE Cream Beige Pearl Leather




LECH Chateau Pearl Leather



LED5 Saddle Brown/Black Pearl Leather



LESW Black Pearl Leather



Convertible softtop colors

388 Black



389 Gray



Recommended color combinations

Interior colors	Dakota Leather ¹		Pearl Leather ²			
	Cream Beige	Black	Cream Beige	Chateau	Saddle Brown/Black	Black
Upholstery colors						
Exterior colors						
300 Alpine White Non-metallic	◆◆	◆◆	◆◆	◆◆■	◆◆	◆◆
405 Imola Red Metallic ³	◆◆■	◆◆■	◆◆■		◆◆■	◆◆■
668 Jet Black Non-metallic ⁴	◆◆	◆◆	◆◆	◆◆	◆◆	◆◆
354 Titanium Silver Metallic	◆◆■	◆◆■	◆◆■	◆◆■	◆◆■	◆◆■
A14 Mineral Silver Metallic ⁴	◆◆■	◆◆■	◆◆■		◆◆■	◆◆■
A52 Spage Gray Metallic	◆◆■	◆◆■	◆◆■	◆◆■	◆◆■	◆◆■
440 Stratus Gray Metallic ⁴	◆◆■	◆◆■	◆◆■		◆◆■	◆◆■
A39 Barbera Red Metallic ⁴	◆◆	◆◆	◆◆			◆◆■
A13 Atlantic Blue Metallic ⁴	◆◆	◆◆	◆◆		◆◆	◆◆
A76 Deep Sea Blue Metallic ⁴	◆◆	◆◆	◆◆		◆◆	◆◆
A35 Monaco Blue Metallic ⁴	◆◆	◆◆	◆◆		◆◆	◆◆
475 Black Sapphire Metallic	◆◆	◆◆	◆◆	◆◆	◆◆	◆◆
416 Carbon Black Metallic ³	◆◆	◆◆	◆◆	◆◆	◆◆	◆◆
Interior trim						
Brushed Aluminum ⁵						
Dark Birch Wood ⁶						
Maple Wood ⁶						

¹ Standard. Dakota Leather includes seat surfaces, armrests in center console and doors, headrests for front seats and outer rear seats, and gear shift lever boot, and incorporates Sun-Reflective Technology on the 650i Convertible seats, armrests, headrests and gear shifter.

² Optional. Pearl Leather includes seat surfaces, armrests in center console and doors, headrests for front seats and outer rear seats, and gear shift lever boot; center console and dashboard are Nappa Leather. Pearl Leather incorporates Sun-Reflective Technology on the 650i Convertible seats, armrests, headrests and gear shifter.

³ Available only with Sport Package.

⁴ Jet Black Non-metallic, Mineral Silver Metallic, Stratus Gray Metallic, Barbera Red Metallic, Atlantic Blue Metallic, Monaco Blue Metallic: not available with Sport Package.

⁵ Standard.

⁶ No-cost option.

- ◆ 650i Coupe and Convertible interior color choices.
- ◆◆ 650i Convertible interior color choices offered with 388 Black softtop (standard).
- ◆◆■ 650i Convertible interior color choices offered with 389 Gray softtop (no-cost option).

د خودرو فارما

تلفون: ۰۲۱-۸۸۸۶۲۰۸۵

FarmaSOS.com

Interior trims

4BK Brushed Aluminum



436 Dark Birch Wood



4BW Maple Wood





اراد خود را بنویسید
تلفن شماره زوری: ۰۲۱-۸۸۸۶۲۰۸۵
FarmaSOS.com

Relaxed.

Monaco Blue Metallic – the deep blue of the sea – meets the light sand of Cream Beige Pearl Leather, with Maple Wood trim. If summer is your season, then this combination will evoke an endless vacation.



Smooth.

A Titanium Silver Metallic exterior, with Black Pearl Leather upholstery and Brushed Aluminum trim: the cool jazz of a monochromatic palette, enlivened by the gleam of metal.





■ **High-pressure headlight cleaning system** helps keep headlights clear of ice, mud, road salt and other coatings, for maximum road illumination and enhanced driving safety.



■ **White LED turn indicators** are an attractive functional detail that add to the BMW 6 Series' sporty style.



■ **Side indicator lights** add to the 6 Series' distinctive individuality.



■ **Halogen free-form foglights**, built into the front air dam, enhance your margin of safety in bad visibility. Ellipsoid free-form technology provides for even light distribution on the road.



■ **Heated glass rear window** in the 6 Series Convertible can be raised independently of the softtop to reduce air turbulence and create a quieter cabin when driving at higher speeds. When driving in slower traffic, or when the softtop is raised, the window can also be lowered out of sight. (650i Convertible only)



■ **Tilting glass panel roof** gives the interior an even brighter, more spacious feel. For greater ventilation, it tilts up; an electric sliding interior roofliner keeps the hot sun out. (650i Coupe only)

آباد خودرو فارس
تلفن شبانه روزی: ۰۲۱-۸۸۸۶۲۰۸۵



■ **Xenon Adaptive Headlights** are incorporated into the redesigned headlight cluster with all-clear lenses. The **Adaptive Headlights** function provides optimum road illumination around corners, thanks to an electromechanical control system that directs the headlights into and through the bend as soon as the vehicle begins cornering. **Xenon headlights** provide brilliant clarity of the road ahead and to the side, both at night and in conditions with poor visibility. The dynamic auto-leveling feature adjusts for varying passenger and cargo loads, helping to keep headlight glare out of the eyes of oncoming drivers. The Corona headlight-rings that circle both the headlights and high beams also act separately as Daytime Running Lights and parking lights.



■ **Adaptive Brake Lights** help following drivers judge your braking intensity. Under light braking, the lower three rows of long-life LEDs in the rear brake-light unit illuminate. During panic braking, Dynamic Brake Control (DBC) signals for the two upper rows of LEDs to illuminate.




■ **Door handles** in body color combine sleek design and comfortable use.
□ **Comfort Access system** offers convenient keyless access to your car. Simply carrying the remote key in a pocket or purse allows you to unlock the doors by touching the door handle. You can also turn the engine on or off by pressing the Start/Stop button¹ without inserting the remote key.

¹Foot must be on brake or, with manual transmission, must also depress the clutch in order to start.



■ **Automatic fin roof Convertible softtop** is triple-lined and fully automatic. Simply press a button at the front of the center console to raise or lower. The top automatically unlatches from the header and folds down neatly. An interior lining helps reduce wind noise and enhances insulation. The heated glass rear window can be raised or lowered independently of the softtop. Available in Black or Gray. (650i Convertible only)



□ **Star Spoke (Style 218) cast alloy wheels, 19 x 8.5 front, 19 x 9.0 rear; and 245/40 front, 275/35 rear run-flat performance tires.²** (not available with Sport Package)

²Due to low-profile tires, please note: wheels, tires and suspension parts are more susceptible to road hazard and consequential damages. Performance tires are not recommended for driving in snow and icy road conditions. Run-flat tires do not come equipped with a spare wheel and tire.



■ **18 x 8.0 V Spoke (Style 248) cast alloy wheels and 245/45 run-flat all-season tires.** (run-flat tires do not come equipped with a spare wheel and tire)



□ **Star Spoke (Style 249) forged alloy wheels, 19 x 8.5 front, 19 x 9.0 rear; and 245/40 front, 275/35 rear run-flat performance tires.²** (included in Sport Package)



■ **3-spoke leather-wrapped multi-function sport steering wheel** offers controls for audio system, cruise control and (accessory) phone. It also includes Voice Activation to let you keep both hands on the wheel while verbally adjusting various functions.



□ **6-speed manual transmission** delivers a precise, athletic feel that's responsive to your personal driving style. This is due, in part, to the enhanced synchronization of shifts from neutral to each gear. The gearbox adds to the sporty feel, with a shortened shift lever and throw.



■ **6-speed Sport Automatic transmission** provides extremely fast synchronized shifting, whether performed by the automatic shift mode or by means of the Formula 1™-inspired steering wheel-mounted paddle shifters.



■ **Dynamic Driving Control (Sport button)**, when activated, quickens the vehicle's response and performance for more dynamic steering, acceleration and gear shift changes.



□ **Head-up Display** projects important travel information, such as current speed, on the windshield directly in the driver's line of vision. Directional arrows from the Navigation system, Check Control data and Active Cruise Control³ functions can also be displayed. (note: Head-up Display not available with green band windshield)

³ Active Cruise Control is not a substitute for the driver's own responsibility in adjusting speed and otherwise controlling the vehicle. After evaluating road, traffic and visibility conditions, the driver must decide whether and how the system is used.

امداد خودرو فارما
تلفن شبانه روزی: ۰۲۱-۸۸۸۶۲۰۸۵



■ **Cruise control** lets you store and maintain a chosen speed above approximately 18.5 mph (activated via the left-hand side steering column switch). Cruise control is deactivated by applying the brakes or moving the lever.



■ **Easy-to-read information display** with precise, dazzle-free analog indicators. Data, such as trip mileage counter, can be checked by using the LCD displays on the instrument panel.



□ **Active Cruise Control (ACC) with Stop & Go¹** allows the driver to preset both a desired speed and distance. When ACC recognizes slower vehicles ahead, it reduces your speed to maintain the preset distance. Stop & Go can bring you to a complete stop if traffic calls for it. When you press the accelerator, ACC resumes your speed according to your presets.

¹ Requires Sport Automatic transmission. Active Cruise Control is not a substitute for the driver's own responsibility in adjusting speed and otherwise controlling the vehicle. After evaluating road, traffic and visibility conditions, the driver must decide whether and how the system is used.



□ **Lane Departure Warning feature²** alerts the driver by discreetly vibrating the steering wheel if the vehicle crosses lane markings without using the directional signal.

² Requires clearly definable lane markings that are not obscured by rain, snow, etc. Lane Departure Warning feature is not a substitute for the driver's own responsibility in maintaining safe control of the vehicle.



■ **iDrive Controller**, conveniently located on the center console, allows access to a variety of functions that are displayed on the Navigation screen. The turn/press button enables front-seat occupants to access the menu system and fine-tune settings for climate control, the audio system, and communication through BMW Assist.™



■ **Park Distance Control (PDC)**, front and rear, helps parking and maneuvering in tight spaces. The distance between your vehicle and an obstacle is indicated by an acoustic signal that increases in intensity as your bumper approaches the object, turning into a constant tone when the distance closes to 12 inches. A visual representation is also projected on the iDrive Control display.



■ **Navigation system** uses Global Positioning System (GPS) satellites and data stored on an internal hard drive to guide you to your destination. A variety of detailed maps show – and tell – the directions. Enhancements include 3-D daytime and nighttime maps, zoom, travel planner, an Assistance Window, and Real Time Traffic Information. The Navigation system also offers Voice Recognition, for convenient, hands-free operation.



□ **Night Vision** is BMW's amazing system that helps you detect pedestrians or animals in the dark – up to 1640 feet ahead.⁴ Using an infrared camera built into the front of the vehicle, you will be able to see potential road hazards displayed on your Navigation system monitor, and avoid them well before they are visible to the naked eye. At higher speeds, a digital zoom provides enlarged images of more distant objects on the screen.

⁴ Under optimal road conditions. Night Vision performance is also limited by rain, fog, humidity and other weather conditions.

FarmaSOS.com



■ **Six programmable memory keys** offer convenient storage of your most frequently accessed iDrive settings, such as favorite radio stations, Navigation system addresses, phone numbers and more.

■ **CD player** features include title scan, power-assisted CD insert/eject, and MP3 CD playback.



■ **Eight-way power front seats** with four-way power lumbar support and two-way adjustable headrests firmly support the driver and front passenger over long distances. Front-seat bolsters help eliminate "submarining" during sudden stops. Includes Active Head Restraints and driver's-seat memory function for settings. (shown in Cream Beige Pearl Leather upholstery)



■ **Rear cabin** securely holds two passengers. The ergonomic belt system includes center-mounted buckles, two three-point safety belts and head restraints. (650i Coupe shown)



■ **Power seat adjustments** allow customized comfort for driver and front passenger. Three-setting memory system automatically adjusts the driver's seat, side-view mirrors and the steering wheel position.



■ **Four-way power lumbar support** for front seats offers comfort and lower back muscle support. Lumbar support can be adjusted four ways: up/down and in/out.



□ **Heated front seats** are a welcome feature for driver and front passenger in cooler weather. With the touch of a button, seat surface and backrest are heated and quickly radiate comfortable warmth in your choice of three settings.

امداد خودرو فارما

تلفن شنبه روزی: ۰۲۱-۸۸۸۶۲۰۸۵

FarmaSOS.com



□ **Eight-way power front sport seats** offer four-way power lumbar support and adjustable headrests with Active Head Restraints. Thanks to specially padded, highly contoured side bolsters, sport seats provide optimum lateral support during tight cornering, while remaining exceptionally comfortable when driving over long distances. The seats have power adjustments for seat height, backrest angle, seat bottom angle and forward/backward position; includes manual adjustment for thigh support and headrest. (available only with Sport Package; power headrest adjustment in 650i Convertible sport seats)



■ **Integrated safety belt system** provides optimal protection and ergonomic comfort for the driver and front-seat passenger. The seat-integrated design also helps make entering and exiting the rear cabin easier.



■ **Front armrest** offers two height positions and includes a storage bin for small items.

■ **Auxiliary input port** lets you connect an external audio source, such as an iPod® or MP3 player.



■ **Auxiliary storage** is located in the rear of the center console.



■ **Cupholders** – one front, one rear – can be easily inserted into place as needed, or removed and stored in the auxiliary storage bin in the rear center console.



■ **Luggage compartment** (6 Series Coupe shown) is fully lined and easily accessible. Stow two golf bags with ease. Includes four lashing eyelets and side bins for safe storage of smaller items.



■ **Lights package** includes vicinity lighting in the outside mirrors; illuminated door sills with glowing BMW letters; glove compartment lighting; and "puddle lights" – door handles that light up the ground as the door is opened.



■ **Automatic-dimming interior and exterior mirrors** respond to the brightness of following headlights to minimize their reflection in the eyes of the driver.



■ **Rain sensor** uses infrared light to measure the amount of rain. When the wipers are in the "intermittent" mode, the rain sensor automatically adjusts the windshield wiping interval as needed. **Automatic headlight control**, included with rain sensor, activates headlights by means of a sensor that responds to darkness.



■ **BMW Universal garage-door opener** takes the place of up to three remote-control devices. It can activate remote functions outside the vehicle, such as garage-door openers or home-lighting systems.



□ **Comfort Access system** offers an even greater degree of convenience: keyless access to your car. Simply carrying the remote key in a pocket allows you to lock/unlock the doors and trunk by touching the door handle or trunk button. You can also turn the engine on or off by pressing the Start/Stop button¹ without inserting the remote key.

¹ Foot must be on brake or, with manual transmission, must also depress the clutch in order to start.

امداد خودرو فارما

تلفن: ۰۲۱-۸۸۶۲۰۸۵

FarmaSOS.com

Premium Sound Package offers the pleasure of enjoying the ultimate in sound reproduction. Whether you prefer listening to Bluegrass or Beethoven, you'll enjoy the Logic7 Surround Sound system with Digital Sound Processing, upgraded speakers (including two subwoofers), center dash speaker, and MP3 playback. The Premium Sound Package also includes a six-disc CD changer, as well as an iPod® and USB adapter with cable connector.



Logic7 premium audio system with 13 upgraded speakers¹ and state-of-the-art audio technology.

¹ 650i Coupe has 13 upgraded speakers; 650i Convertible has 11 upgraded speakers.

Cold Weather Package lets you enjoy winter to the fullest. There's nothing like the feel of a quick-warming seat and a heated steering wheel on a cold morning or stormy night – and the reassurance that your skis and other items are secured inside.

امداد خودرو فارما

تلفن شبانه روزی: ۰۲۱-۸۸۸۶۲۰۸۵

FarmaSOS.com



Six-disc CD changer is included with the Premium Sound Package. Conveniently located in the glovebox, it lets you enjoy over six continuous hours of your favorite music and is capable of MP3 playback.



iPod and USB adapter with cable connector lets you integrate the iPod, iPhone™ and other MP3 players into the audio system, and control various audio functions through the iDrive Controller or the multi-function buttons on the steering wheel.



Ski bag allows clean and secure transport of up to four pairs of skis and ski poles. When not extended for use, the ski bag is stored out of sight behind the center armrest.



Heated front seats are a welcome feature for driver and front passenger in cooler weather. With the touch of a button, seat surface and backrest are heated and quickly radiate comfortable warmth in your choice of three settings.



Heated steering wheel makes gloves unnecessary for cold-weather driving. A flick of the switch quickly warms the steering wheel to the perfect temperature.

650i Sport Package adds to the dynamic look, performance and even sound of the 6 Series Coupe and Convertible. Larger, more aggressive forged alloy wheels reduce unsprung weight for more precise steering feel. Their sporty styling complements the run-flat performance tires.¹ In front, there's a contoured hood; at the rear, a sportier-sounding exhaust is played through chromed exhaust tips. The Sport Package also offers two additional, exclusive exterior paint choices, as well as the purposeful look of Black High-Gloss finish shadowline trim. Inside, power front sport seats provide comfortable support, while an Anthracite Alcantara headliner on the Coupe – Anthracite on the Convertible – complete the high-performance look and feel.

¹Due to low-profile tires, please note: wheels, tires and suspension parts are more susceptible to road hazard and consequential damages. Performance tires not recommended for driving in ice and snow. Run-flat tires do not come equipped with a spare wheel and tire.



Increase the exclusivity – and excitement – of your 6 Series Coupe or Convertible with Sport Package exterior colors and contours that set it apart from all the rest.

امداد خودرو فارما

تلفن شنبه روزی: ۰۲۱-۸۸۸۶۲۰۸۵

ParmaSOS.com



As you take off, those left behind are treated to the sight of muscular run-flat performance tires,¹ and the triumphant roar of the specially tuned exhaust, blowing through dual chrome tips.




Black chrome exhaust tips are a gleaming conduit for the specially tuned exhaust, and echo the sporty look of the Star Spoke forged alloy wheels.



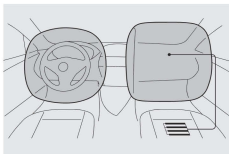
Star Spoke (Style 249) forged alloy wheels, 19 x 8.5 front, 19 x 9.0 rear; and 245/40 front, 275/32 rear run-flat performance tires.¹



Shadowline with a Black High-Gloss finish gives a sporty look to front and rear side-window frames, window recess finishers, and door-sill trim strips. (650i Coupe shown)



Eight-way power front sport seats offer four-way power lumbar support and adjustable headrests with Active Head Restraints. Thanks to specially padded, highly contoured side bolsters, sport seats provide optimum lateral support during tight cornering, while remaining exceptionally comfortable when driving over long distances. The seats have power adjustments for seat height, backrest angle, seat bottom angle and forward/backward position; includes manual adjustment for thigh support and headrest. (available only with Sport Package; power headrest adjustment in 650i Convertible sport seats)

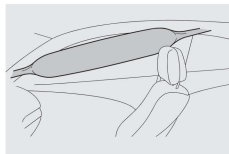


Front airbags help protect the driver's and front passenger's head and torso. In a severe frontal impact, these airbags employ advanced deployment technology. When a safety belt is used, airbags deploy only at a higher crash severity; the force of the deployment depends upon the severity of the impact. **Active Knee Protection** is a special airbag designed to protect front-seat occupants' knees in the event of a severe impact.



Large-area **door-mounted airbags** help protect the torsos of driver and front-seat passenger in the event of a side impact.

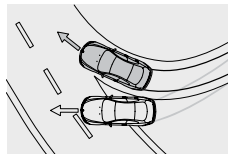
Please note: These pictures of airbags are for illustrative purposes only. Depending upon the type of accident, none, some or all airbags may deploy.



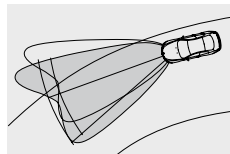
BMW's unique **Head Protection System (HPS)** is designed to help protect the heads of the driver and front-seat occupant from hitting the side windows, and from being hit by objects penetrating the side windows. In conjunction with the door-mounted airbag, it provides outstanding protection in the case of severe side impact. (650i Coupe only)



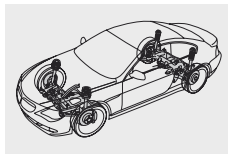
BMW's **restraint system** for the driver and front passenger combines three-point safety belts, automatic safety-belt pretensioners, and seat bolsters that help prevent occupants from sliding forward. This system helps to provide optimum restraint in a collision.



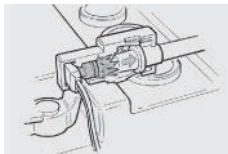
Dynamic Stability Control (DSC), including Dynamic Traction Control (DTC), provides remarkable tenacity on slippery road surfaces. If the system senses over- or understeer, it modulates engine power and can apply brakes individually to help stabilize the vehicle and to regain control.



Xenon Adaptive Headlights: The **Adaptive Headlights** function provides optimum road illumination around corners, thanks to an electromechanical control system that directs the headlights into and through the bend as soon as the vehicle begins cornering. **Xenon headlights** provide brilliant clarity of the road ahead and to the side, both at night and in conditions with poor visibility. The dynamic auto-leveling feature adjusts for varying passenger and cargo loads, helping to keep headlight glare out of the eyes of oncoming drivers.



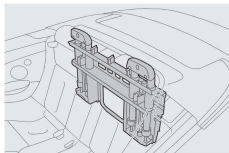
The **lightweight chassis**, with aluminum integral rear axle and double-joint spring strut front axle, delivers excellent road holding and impressively precise handling – characteristics that are also important active safety features. The double-joint spring strut front axle also does an outstanding job of minimizing noise and body roll.



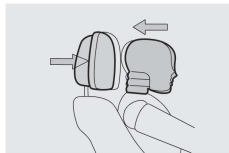
Battery Safety Terminal, in a serious collision, disconnects the starter cable from the battery in milliseconds, minimizing the risk of an electrical fire. Additionally, the fuel supply is automatically cut off. However, warning flashers, interior lights and power windows remain connected.



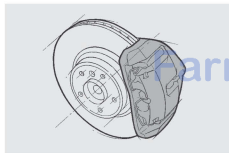
Outstanding body rigidity results in a smooth ride, remarkably stable handling and enhanced margin of safety. An interlocking door anchoring system helps protect against door intrusion in the event of side impacts. In the Convertible, the reinforced windshield frame is positioned for maximum strength.



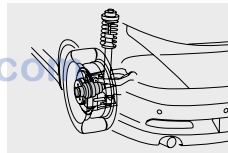
BMW's **Rollover Protection System** includes sensors that can detect the possibility of a rollover. When the system is activated, steel bars discreetly integrated into the rear headrests deploy automatically. Along with the reinforced windshield frame, BMW's Rollover Protection System enhances occupant's margin of safety. (650i Convertible only)



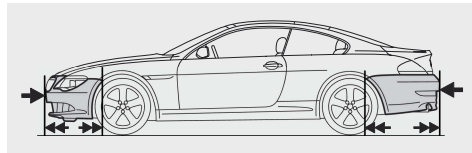
Active Head Restraints in the front seats reduce the risk of whiplash or neck/head/spine injury. When two sensors detect a rear-end collision, the headrests rapidly and automatically pivot forward, supporting the driver's and front-seat occupant's heads.



Massive, **high-performance anti-lock disc brakes** are ventilated at all four wheels for fade-resistant operation under hard use. At 13.7" front and 13.6" in the rear, these large brakes offer reassuring confidence. Aluminum brake callipers reduce unsprung weight.



Tire Pressure Monitor is an electronic control system designed to warn the driver if there is a sudden and irregular loss of tire pressure. Should the target pressure of a tire fall below 25%, a warning light alerts the driver.



Bumper system features replaceable deformation units in the front that can absorb impacts at speeds of up to 2.5 mph. Replaceable deformation zones in the front and rear absorb impacts at speeds up to nine mph, reducing damage to the vehicle structure. (650i Coupe shown)



BMW Assist™1 with Bluetooth® system offers hands-free calling through your BMW-approved Bluetooth phone. The **BMW Assist Safety Plan** is included for four years, providing Automatic Collision Notification, Emergency Request, Roadside Assistance, Door Unlock, Stolen Vehicle Recovery, TeleService and more. The optional Convenience Plan offers Directions, Traffic, Weather, Critical Calling and Concierge services.

تلفن شبانه روزی: ۰۲۱-۸۸۶۲۰۸۵

PharmaSOS.co

¹See page 78 for details of standard and optional services available with BMW Assist.

Performance and efficiency	650i Coupe	650i Convertible
4.8-liter DOHC (4 cam) 360-hp 32-valve V-8 engine with Valvetronic	●	●
Aluminum block and cylinder heads	●	●
Direct ignition system with knock control	●	●
2-stage air intake manifold	●	●
Double-VANOS steplessly variable valve timing	●	●
Electronically controlled engine cooling (map cooling)	●	●
6-speed manual transmission with Dynamic Driving Control (Sport button) (no-cost option)	○	○
6-speed Sport Automatic transmission with automatic Sport and Manual shift modes and steering wheel-mounted paddle shifters, Dynamic Driving Control (Sport button), and Adaptive Transmission Control (ATC)	●	●

Handling, ride and braking

Vehicle-speed-sensitive variable-assist (Servotronic), variable-ratio rack-and-pinion power steering	●	●
Aluminum front and rear subframes	●	●
Twin-tube gas-pressure shock absorbers	●	●
4-wheel ventilated anti-lock disc brakes (ABS) with Dynamic Brake Control (DBC)	●	●
Sport suspension	●	●
Active Roll Stabilization (ARS)	●	●
Active Steering with variable steering ratio	○	○
Electro-hydraulic brakes	●	●
Dynamic Stability Control (DSC), including Brake Fade Compensation, Start-off Assistant, Brake Drying, and Brake Stand-by features; with Dynamic Traction Control (DTC)	●	●

Exterior and aerodynamics

18 x 8.0 V Spoke (Style 248) cast alloy wheels, with 245/45 run-flat all-season tires (run-flat tires do not come equipped with a spare wheel and tire)	●	●
19 x 8.5 front, 19 x 9.0 rear Star Spoke (Style 249) forged alloy wheels, with 245/40 front, 275/35 rear run-flat performance tires ¹	□	□
19 x 8.5 front, 19 x 9.0 rear Star Spoke (Style 218) cast alloy wheels, with 245/40 front, 275/35 rear run-flat performance tires ¹ (not available with Sport Package)	○	○
Rain-sensing windshield wipers with adjustable speed	●	●

¹ Due to low-profile tires, please note: wheels, tires and suspension parts are more susceptible to road hazard and consequential damages. Performance tires are not recommended for driving in ice and snow. Run-flat tires do not come with a spare wheel and tire.

² Check for a list of BMW-compatible Bluetooth enabled mobile phones at your authorized BMW center or bmwusa.com.

³ Cruise Control is not a substitute for the driver's own responsibility in adjusting speed and otherwise controlling the vehicle. After evaluating the road, traffic and visibility conditions, the driver must decide whether and how the system is used.

⁴ Night Vision performance is limited by rain, fog, humidity and other weather conditions.

● Standard equipment
○ Optional equipment
□ Sport Package

Exterior and aerodynamics (continued)	650i Coupe	650i Convertible
Xenon Adaptive Headlights with dynamic auto-leveling and Corona headlight-rings	●	●
High-beam Assistant	○	○
Headlight washing system	●	●
Halogen free-form foglights	●	●
Park Distance Control	●	●
Aluminum hood and doors	●	●
Contoured hood	□	□
Power-adjustable, heated, body-color, power-folding side-view mirrors with automatic-dimming function	●	●
Thermoplastic front side fenders and sheet molding compound trunk lid	●	●
Choice of standard or metallic paints	●	●
Green band windshield (not available with optional Head-up Display)	●	●
High-Gloss shadowline exterior trim	□	□

Instrumentation and controls

3-spoke leather-wrapped multi-function sport steering wheel with controls for audio system, cruise control, and Bluetooth SM wireless communication for hands-free mobile phone (if so equipped) ²	●	●
Electronic analog speedometer and tachometer and LCD main and trip odometers	●	●
Expanded Check Control vehicle monitor system	●	●
iDrive system with on-board computer and Controller, and 6 programmable memory buttons	●	●
Head-up Display (HUD) (not available with green band windshield)	○	○
Exterior temperature display with alarm for freezing temperatures	●	●
Dynamic Cruise Control ³	●	●
Active Cruise Control (ACC) with Stop & Go (requires Sport Automatic transmission) ³	○	○
Night Vision ⁴	○	○
Navigation system with voice feedback, Voice Command System, and Real Time Traffic Information	●	●
Engine Start/Stop button	●	●
Tire Pressure Monitor	●	●
Vehicle & Key Memory	●	●

امداد خودرو فارما

تلفن: ۰۲۱-۸۸۶۲۰۸۵

FarmaSOS.com

Interior seating and trim	650i Coupe	650i Convertible
Dakota Leather upholstery, center console and door trim ⁵	●	●
Pearl Leather upholstery and door trim, with center console and dashboard in Black Nappa Leather ⁵	○	○
Brushed Aluminum interior trim	●	●
Dark Birch Wood interior trim (no-cost option)	○	○
Maple Wood interior trim (no-cost option)	○	○
8-way power front seats with 2-way adjustable headrests, and Active Head Restraints (Convertible headrests are power adjustable)	●	●
3-setting memory system for driver's seat, side-view mirrors, and steering wheel position	●	●
4-way power lumbar support for front seats	●	●
8-way power front sport seats with adjustable headrests, manual thigh support, and Active Head Restraints (Convertible headrests are power adjustable)	□	□
Adjustable front center armrest	●	●
Color-matching floor mats	●	●
Comfort and convenience		
Automatic climate control with separate left/right temperature and air distribution controls, with automatic air recirculation	●	●
Micro-filter ventilation system with replaceable active-charcoal filters	●	●
Tilting glass panel roof with electric sliding roofliner	●	●
Fully lined power softtop with heated glass rear window that can be raised and lowered independently of softtop	●	●
Automatic-dimming inside and outside rear-view mirrors	●	●
Power tilt and telescopic steering wheel with automatic tilt-up	●	●
Power windows with key-off and "one-touch" up and down operation both front and rear, anti-trapping feature, opening from remote, and closing from exterior lock (power rear side-window functions not available in 650i Coupe)	●	●
Ambient interior lighting	●	●
Lights package	●	●
Dual front sun visors with illuminated mirrors	●	●
Cupholders front and rear	●	●
Heated driver's door lock and rear-window defroster	●	●
3-stage heated front seats	○/★	○/★
Heated steering wheel	★	★
Ski bag	★	★
Fully finished trunk with tool kit and interior trunk release	●	●
Integrated 3-button Universal garage-door opener	●	●
Comfort Access keyless entry with multi-function remote control	○	○
<ul style="list-style-type: none"> ● Standard equipment ○ Optional equipment □ Sport Package ★ Cold Weather Package ◆ Premium Sound Package 	<p>⁵ Leather includes seat surfaces, armrests in center console and doors, headrests for front seats and outer rear seats, and gear shift lever boot, and incorporates Sun-Reflective Technology on the 650i Convertible seats, armrests, headrests and gear shifter.</p> <p>⁶ Please visit your authorized BMW center for details on equipment and services requirements.</p> <p>⁷ Requires clearly definable lane markings that are not obscured by rain, snow, etc. Lane Departure Warning feature is not a substitute for the driver's own responsibility in maintaining safe control of the vehicle.</p> <p>⁸ Check for a list of BMW-compatible Bluetooth-enabled mobile phones at your authorized BMW center or bmwusa.com.</p> <p>⁹ For full details on BMW Ultimate Service, including exclusions and limitations, see page 78.</p>	

Audio system	650i Coupe	650i Convertible
Anti-theft AM/FM stereo/CD audio system with 8 speakers, Auto-Store, FM diversity antenna system, and MP3 capabilities	●	●
Logic7 sound system with Surround Sound, Digital Sound Processing, 6-disc CD changer, upgraded speakers (including 2 subwoofers), center dash speaker, and MP3 CD playback (650i Coupe includes 13 speakers; 650i Convertible includes 11 speakers)	◆	◆
Pre-wired for satellite radio installation	●	●
SIRIUS Satellite Radio with one-year subscription ⁶	○	○
HD Radio™ with "multicast" FM station reception	●	●
iPod® and USB adapter (includes cable connector)	◆	◆
Auxiliary audio input for portable music players	●	●

Safety and security	650i Coupe	650i Convertible
Driver's and passenger's front airbag supplemental restraint system (SRS) with advanced technology: dual-threshold, dual-stage deployment; and front-passenger seat sensors designed to prevent unnecessary airbag deployment	●	●
BMW's Advanced Safety System for integrated deployment of passive and active safety features	●	●
Head Protection System	●	●
Active Head Restraints in front seats	●	●
Active Knee Protection	●	●
Front-seat side-impact airbags	●	●
Front safety belts with automatic pretensioners	●	●
LATCH attachment for child-restraint safety installation	●	●
Automatic-locking retractors (ALR) on all passenger-seat safety belts (for installation of child-restraint seats)	●	●
Interlocking door anchoring system to help protect against door intrusion in side impacts	●	●
Roll-over Protection System	●	●
Lane Departure Warning feature that alerts the driver of an improper lane-changing maneuver ⁷	○	○
BMW Assist™ with Bluetooth® wireless technology for hands-free calling (with Bluetooth-enabled mobile phone, if so equipped ⁸), phonebook downloading and speech recognition capabilities (see page 78)	●	●
Impact sensor that activates Battery Safety Terminal disconnect of alternator, fuel pump and starter from battery; and turns on hazard lights, interior lights and unlocks doors	●	●
Adaptive Brake Lights	●	●
Coded Driveway Protection (prevents engine start when your key with constantly changing electronic code is not used)	●	●
Remote keyless entry security alarm system with selective unlocking and double-lock feature (programmed at BMW center), remote trunk opening, interior motion detector, and panic feature	●	●

BMW Services	650i Coupe	650i Convertible
BMW Ultimate Service™ ⁹	●	●

Sport Package	650i Coupe	650i Convertible
19 x 8.5 front, 19 x 9.0 rear Star Spoke (Style 249) forged alloy wheels, with 245/40 front, 275/35 rear run-flat performance tires ¹⁰	<input type="checkbox"/>	<input type="checkbox"/>
8-way power front sport seats with adjustable headrests, manual thigh support, and Active Head Restraints (Convertible headrests are power adjustable)	<input type="checkbox"/>	<input type="checkbox"/>
High-Gloss shadowline exterior trim	<input type="checkbox"/>	<input type="checkbox"/>
Distinctive black chrome dual exhaust tips	<input type="checkbox"/>	<input type="checkbox"/>
Contoured hood	<input type="checkbox"/>	<input type="checkbox"/>

Cold Weather Package	650i Coupe	650i Convertible
3-stage heated front seats	★	★
Heated steering wheel	★	★
Ski bag	★	★

Premium Sound Package	650i Coupe	650i Convertible
Logic7 sound system with Surround Sound, Digital Sound Processing, 6-disc CD changer, upgraded speakers (including 2 subwoofers), center dash speaker, and MP3 CD playback (650i Coupe includes 13 speakers; 650i Convertible includes 11 speakers)	◆	◆
iPod® and USB adapter (includes cable connector)	◆	◆

- Sport Package
 Cold Weather Package
 Premium Sound Package

¹⁰ Due to low-profile tires, please note: wheels, tires and suspension parts are more susceptible to road hazard and consequential damages. Performance tires are not recommended for driving in snow and icy road conditions. Run-flat tires do not come equipped with a spare wheel and tire.

Dimensions	650i Coupe	650i Convertible
Length/width/height	190.2/73.0/54.1	190.2/73.0/54.1
Wheelbase	109.4	109.4

Weight	650i Coupe	650i Convertible
Unladen	3814	4277
Weight distribution, front/rear	52.6/47.4	49.0/51.0

Engine	650i Coupe	650i Convertible
Liter/type	4.8/V-8	4.8/V-8
Bore/stroke	3.66/3.48	3.66/3.48
Nominal output @ rpm	360 @ 6300	360 @ 6300
Max torque @ rpm	360 @ 3400	360 @ 3400
Compression ratio	10.5	10.5
Fuel grade	unleaded premium	unleaded premium

Performance	650i Coupe	650i Convertible
Acceleration 0 – 60 mph ¹	5.3 (5.4)	5.6 (5.7)
Top speed (limited electronically)	150	150
Aerodynamic drag coefficient	0.30	0.31

Fuel consumption ²	650i Coupe	650i Convertible
City/highway, manual	15/22	14/21
City/highway, automatic	15/23	15/23
Fuel tank capacity, approximate	18.5	18.5

Figures in () apply to models with 6-speed Sport Automatic transmission.

¹ BMW AG test results. Actual acceleration results may vary, depending on specification of vehicle; road and environmental conditions; testing procedures and driving style. These results should be used for comparison only and verification should not be attempted on public roads. BMW urges you to obey all posted speed laws and always wear safety belts.

² EPA-estimated figures are for comparison purposes only. Your actual mileage will vary, depending on speed, driving habits, trip length and driving conditions; actual mileage will most likely be lower.

لینک خودرو فارما

تلفن: ۰۲۱-۸۸۸۶۲۰۸۵ روزی

FarmaSOS.com

Wheels		650i Coupe	650i Convertible
Standard tire dimensions and type (run-flat tires do not come equipped with a spare wheel and tire)		245/45 run-flat all-season	245/45 run-flat all-season
Standard wheel dimensions	inches	18 x 8.0	18 x 8.0
Material		cast alloy	cast alloy
Sport Package tire dimensions and type ¹		245/40 front, 275/35 rear run-flat performance	245/40 front, 275/35 rear run-flat performance
Sport Package wheel dimensions	inches	19 x 8.5 front, 19 x 9.0 rear	19 x 8.5 front, 19 x 9.0 rear
Material		forged alloy	forged alloy
Optional tire dimensions and type (not available with Sport Package) ¹		245/40 front, 275/35 rear run-flat performance	245/40 front, 275/35 rear run-flat performance
Optional wheel dimensions	inches	19 x 8.5 front, 19 x 9.0 rear	19 x 8.5 front, 19 x 9.0 rear
Material		cast alloy	cast alloy

¹ Due to low-profile tires, please note: wheels, tires and suspension parts are more susceptible to road hazard and consequential damages. Performance tires are not recommended for driving in snow and icy road conditions. Run-flat tires do not come equipped with a spare wheel and tire.

BMW and the environment.

BMW is a strong proponent of the environment and social responsibility. It is important to manage the earth's resources responsibly, and not jeopardize the needs of future generations. That is why BMW makes vehicles that minimize adverse environmental impact, from production (pollution prevention and waste minimization at the plant) through owner use (low emissions) to eventual disposal (easy drainability of all fluid-related components and easy neutralization of all pyrotechnic devices).

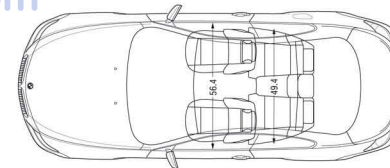
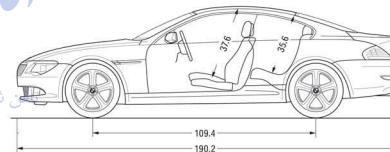
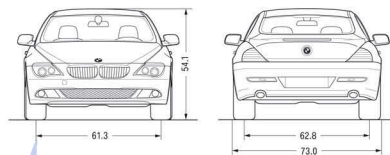
This effort has been recognized worldwide and, as a result, we are pleased to have received numerous environmental honors. In the U.S., for example, the Environmental Protection Agency accepted BMW's Spartanburg, SC production and manufacturing facility as a charter member of the agency's National Environmental Performance Track. Internationally, BMW AG – the parent company of both BMW of North America and BMW Manufacturing Co., Spartanburg, SC – was the first automotive company to be represented on the Dow Jones Sustainability Group Index, and has remained on the Index ever since. At BMW, we strive for high performance in everything we do.

U.S. Importer: BMW of North America, LLC, Woodcliff Lake, NJ 07677. All illustrations and specifications contained in this brochure are based on the latest product information available at the time of printing. BMW reserves the right to make changes at any time, without notice, in colors, materials, equipment, specifications and models. BMW may, subject to legal requirements, determine the Model Year designation of its vehicles. The Model Year designation on any particular model may be longer or shorter than 12 months. Some vehicles pictured may contain non-U.S. equipment. Some models may be shown with optional equipment. While BMW NA makes diligent efforts to provide accurate information in this brochure, there is no guarantee or warranty of accuracy. Furthermore, we do not

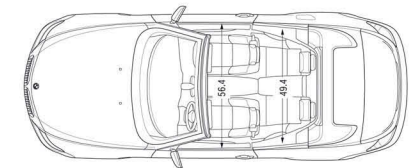
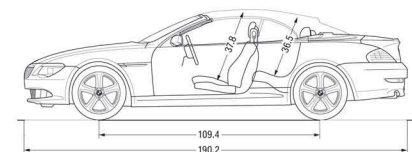
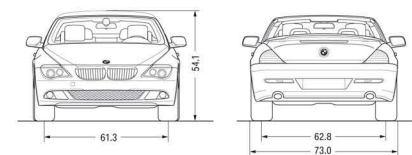
assume any liability for the accuracy or completeness of information presented. This brochure shall not be used or relied upon as a substitute for information that is available from your BMW center. Further information can be obtained from your authorized BMW center or bmwusa.com. ©2010 BMW of North America, LLC. Not to be reproduced wholly or in part without written permission of BMW NA. The BMW name, model names and logo are registered trademarks. The Bluetooth word mark and logos are owned by the Bluetooth SIG, Inc. and any use of such marks by BMW is under license. iPhone and iPod are trademarks or registered trademarks of Apple Inc. Other trademarks and trade names are the property of their respective owners.

BMW recommends Castrol

BMW 650i Coupe



BMW 650i Convertible



All dimensions are shown in inches and apply to models with standard wheels. NOTE: Measurements do not include vehicle width from mirror to mirror.

امداد خودرو فارما

شعبه روزی: ۰۲۱-۸۸۱۶۲۰۸۵

FarmaSOS.com



Create a special vehicle that truly reflects your personality: the BMW Individual 6 Series.

If you have ever wanted to drive a BMW as unique as it is elegant, BMW Individual can turn this dream into a thrilling reality. Special paints offer greater color intensity and more dramatic effects than traditional metallic paints; an innovative five-coat paint process generates a two-tone iridescence. The interior is fitted with the highest quality full leather upholstery and interior trims, transformed by master craftsmen into a truly stunning customized vehicle. Choose from a palette of exclusive colors and materials to create a vehicle that reflects your personal style. For example, combine Ruby Black Metallic paint with an interior of warm Rust Brown Merino

Leather and Walnut Amarone trim. Or pair an Azurite Black Metallic exterior with Platinum Merino Leather upholstery, offset by Piano Black trim. All include illuminated BMW Individual signature door sills, 19" BMW Individual light alloy wheels with performance tires, and High-Gloss shadowline exterior trim. The Coupe features an Alcantara headliner; the Convertible, a Black softtop with cloth Anthracite headliner and seats cooled by Sun-Reflective Technology.

To learn more about the BMW Individual 6 Series, and see the rich colors and exquisite materials firsthand, visit your local authorized BMW center. www.bmw.com/bmw-individual



Equipped with the best ideas. Original BMW Accessories.

Driving a BMW is always a special experience. Take it to the next level of enjoyment with Original BMW Accessories. From aerodynamic extras and extra-plush floor mats, to protection products and more, the wide range of Original BMW Accessories add to your BMW's exterior and interior beauty and functionality. For example, you can customize your 6 Series Coupe or Convertible

with M Double Spoke (Style 184) 18" alloy wheels, specifically designed to enhance the sporty looks and performance of your BMW. For additional information on Original BMW Accessories, please visit your authorized BMW center or our award-winning website at bmwusa.com. Note: Some details shown in photograph may not be available in the United States.

داد خودرو فارما

تلفن: ۰۸۵۰۸۶۲۰۸۵

FarmaSOS.com

More about BMW



bmwusa.com
1-800-334-4BMW

The Ultimate
Driving Machine®

امداد خودرو فارما

تلفن شبانه روزی: ۰۲۱-۸۸۸۶۲۰۸۵

FarmaSOS.com