

BMW 6 Series
Gran Coupe

bmwusa.com



The Ultimate
Driving Machine®



THE BMW 6 SERIES GRAN COUPE.

BMW EfficientDynamics
Less emissions. More driving pleasure.

INTRODUCING A PHENOMENON.

The new BMW 6 Series Gran Coupe is the first four-door Coupe of its kind: a groundbreaking fusion of athletic elegance, sophisticated technology, unparalleled comfort and superior performance. Setting new benchmarks for aesthetics and dynamics, the result is nothing short of breathtaking.

امداد خودرو فارما

۰۲۱ ۸۸۸۶۲۸۶





The BMW 6 Series Gran Coupe

AN AURA OF EXCELLENCE.

- 08 Exterior design**
Supernal and sublime.
- 18 Interior design**
Putting a premium on luxury, comfort and functionality.
- 24 Driving dynamics**
Technologies designed to maximize driving pleasure.
- 30 Your private performance space**
Bang & Olufsen® High-End Surround Sound System.

Technology

INNOVATION IN MOTION.

- 32 BMW ConnectedDrive**
Intelligent networking for greater convenience, infotainment and safety.
- 36 BMW EfficientDynamics**
Technology that increases excitement and reduces fuel consumption and emissions.
- 38 Engines and handling**
Maximum performance combined with minimal fuel consumption.
- 40 Chassis systems**
Confidence-inspiring handling.
- 42 Active and passive safety features**
Innovative systems for enhanced and confident driving enjoyment.
- 44 A mighty labor of love**
The TwinPower Turbo V-8 engine.

Equipment

AS INDIVIDUAL AS YOUR DREAMS.

- 46 Combination examples**
- 48 M Sport Package**
- 50 BMW Individual**
- 52 Exterior colors**
- 53 Upholstery colors and materials**
- 54 Headliners and interior trims**
- 55 Recommended color combinations**
- 56 Equipment features and options**
- 64 Original BMW Accessories**
Multi-faceted and individual.

Overview

BMW 6 SERIES GRAN COUPE AT A GLANCE.

- 65 Build Your Own**
- 66 Technical data**
- 68 BMW Services**
Exclusive offers for BMW customers.

bmwusa.com



Want the inside scoop on BMW? You can find us on Facebook® at [facebook.com/bmwusa](https://www.facebook.com/bmwusa).

Equipment of model shown: BMW 650i Gran Coupe

Engine:	32-valve BMW TwinPower Turbo 4.4-liter V-8
Output:	445 hp @ 5500-6400 rpm
Wheels:	V Spoke (Style 374) BMW Individual light alloy
Exterior color:	BMW Individual Frozen Bronze Metallic
Upholstery:	BMW Individual Opal White/Amaro Brown Full Merino Leather
Interior trim:	BMW Individual White Ash Grain Wood

Please see pages 66-67 for information on specifications.

Editorial

EMBODYING A NATURAL WONDER.

Astronomical precision – a new moon passing between the earth, obscuring the disk of the sun – is the precursor to one of nature’s most spellbinding moments: a total solar eclipse. In the automotive world, that staggering precision is matched by the new BMW 6 Series Gran Coupe, a breathtaking alignment of mighty performance, exclusive design and unmatched luxury.

The BMW 6 Series Gran Coupe’s visually powerful body, with its elongated hood, sloping roofline and commanding stance are matched by its adrenaline-producing performance: a product of BMW TwinPower Turbo engineering, complete with 8-speed Sport Automatic transmission and steering wheel-mounted paddle shifters.

To ensure that your drive is as pleasurable as it is thrilling, BMW has endowed the 6 Series Gran Coupe with a collection of features designed to keep you in constant control and thoroughly entertained. For example, advanced BMW ConnectedDrive features keep you in touch with the world while en route. Your entertainment choices include a state-of-the-art Bang & Olufsen High-End Surround Sound System, turning even the acoustics of your customized interior into an authentic reflection of your musical tastes.

While a total solar eclipse redefines the sky’s expansive canvas, BMW ambitiously reinvents the coupe concept, resulting in a four-door vehicle that is impossible to resist.

bmwusa.com/6seriesgrancoupe



امداد خودرو فارما

تلفن شبانه روزی: ۰۲۱-۸۸۸۶۲۰۸۵

FarmaSOS.com

CHANNELING
PERFECTION.

THE NEW BMW 6 SERIES GRAN COUPE
EVOKES AN ECLIPSE'S ABILITY TO INSPIRE.



اردا خود و فاربا
تلفن شماره ویزی ۸۵ - ۸۸۸ - ۸۸۸
FarinaSOS.com

OF SUPERNAL SIGNIFICANCE.

An aura of excellence. In the natural universe, a solar eclipse, sublime and fleeting, is beauty at its most luminous. Meet its new automotive counterpart: the BMW 6 Series Gran Coupe – an exquisite four-door Coupe that is a bastion of both design and power. It is shown here in

the Frozen Bronze Metallic exterior that is available with the M Sport Package and one of the choices in the BMW Individual collection of exclusive interior and exterior appointments. Like a dazzling eclipse, the BMW 6 Series Gran Coupe marvels with its awe-inducing presence.

Get the latest information on BMW standard and optional features, packages and technical specifications. Visit bmwusa.com, select the BMW model of your choice, and click on "Features & Specs."



AN EYE-OPENING ENCOUNTER.

Aesthetic trailblazer. Fusing the bespoke elegance of a luxury sedan, the athletic agility of a coupe and the graceful entry of four doors, the BMW 6 Series Gran Coupe marks a new chapter in BMW's history. Its taut body, precise lines and harmonious proportions all underscore

BMW's commitment to artistic excellence. Thanks to the symphony of innovative BMW EfficientDynamics technologies, the 6 Series Gran Coupe's enthralling performance is balanced with impressive fuel efficiency, maximizing endorphins while minimizing emissions.



امداد خودرو فارسا

تلفن: ۰۲۱ ۸۸۶۲۰۸۵

FarmaSOS.com

SET YOUR UNIVERSE IN MOTION.

Fast forward. Even at rest, the BMW 6 Series Gran Coupe's silhouette seems to be charging ahead. Its elongated hood hints at the power beneath: a legendary BMW TwinPower Turbo engine whose mighty horses are harnessed by an 8-speed Sport Automatic transmission.

The touch of your fingertips on steering wheel-mounted paddle shifters effect seamless gear changes. Add the flexibility of Driving Dynamics Control to tailor the Gran Coupe's handling characteristics and you experience the ultimate combination of speed and sport.



INSTANTLY DISTINGUISHED.

Ahead of the curve. Fluid surfaces and a visually low-lying center of gravity shape the sporty disposition of the BMW 6 Series Gran Coupe's muscular rear. Its arresting creases, and a third brakelight that spans the

width of the rear window, infuse the vehicle with unmistakable athletic flair. Other striking features, like the artfully chiseled rear taillights equipped with LED light bars, showcase its commanding appearance.



ایراد خود و فایده

تلفن شبانه روزی ۰۲۱-۸۸۸۶۲۰۸۵

FairSOS.com

CAST A LONG SHADOW.

A visual odyssey. Creases and lines intersect the undulating surface of the BMW 6 Series Gran Coupe, flowing in a sophisticated composition of light and shadow. Streaming the vehicle's full length, bold character lines accentuate the long wheelbase, muscular elegance

and modern design. A crisp belt line leads the eye through the sculpted door handles and past the signature Hofmeister kink before arriving at the sporty rear taillight cluster, where it morphs into a design element all its own.



ایراد خودرو پار

تلفن شماره روز: ۰۲۱-۸۸۸۶۲

FarmaSOS.com

INNER SPACE.

Putting a premium on comfort. Luxury and functionality peacefully co-exist in the rear cabin of the BMW 6 Series Gran Coupe. Two adults lounge in comfort; raising the cushioned center armrest reveals a third seat with a three-point safety belt to accommodate another passenger for shorter trips. The rear seats also fold down in a 60/40 configuration,

optimizing the ratio of passengers to trunk storage. A generous luggage compartment holds three golf bags and more with ease. Command the sky; open the moonroof to bask in the stars, or use side and power rear shades to minimize the sun's glare. Four-zone personalized climate control adds to the pleasure, elevating the already high standards of luxury.



فارما سوس
www.farmasos.com

ELEMENTS OF STYLE.

Bespoke luxury. Let the BMW 6 Series Gran Coupe's well-appointed cabin be an extension of your own sense of style. Sift through a comprehensive array of upholstery colors and interior trims before designing your personal space. Upholster the interior in Opal White/Amaro Brown fine-grain Full Merino Leather, accented by White Ash Grain Wood trim

– just a few of the sensuous design options. Treat yourself to a dynamic Bang & Olufsen® High-End Surround Sound System that takes center stage in the hushed cabin. Complete with 16 speakers and multiple acoustic options, it's yet another platform for unabashedly expressing your style – and enjoying every moment.

Get the latest information on BMW standard and optional features, packages and technical specifications. Visit bmwusa.com, select the BMW model of your choice, and click on "Features & Specs."



FarmaSOS.com

COMMAND CENTRAL

Always in control. The driver's seat of the 6 Series Gran Coupe is another manifestation of BMW's driver-oriented focus. From the leather-wrapped multi-function steering wheel to the thoughtful driver assistance systems, all controls in the impeccably designed cockpit are where you would intuitively expect them to be. A large, free-standing monitor displays

numerous BMW ConnectedDrive features, while a full-color Head-Up Display projects important driving information directly in your line of vision. The curved design of the center console creates distinct areas for the driver and front passenger, further underscoring the individualized comfort enjoyed by all in the BMW 6 Series Gran Coupe.

Get the latest information on BMW standard and optional features, packages and technical specifications. Visit bmwusa.com, select the BMW model of your choice, and click on "Features & Specs."



ایراد خودرو فارما

تلفن شبانه روزی: ۰۲۱-۸۸۸۶۳۸۷

FarmSOS.com

POWER PLAY.

Dynamics that deliver. Stability and agility are two cornerstones of the BMW 6 Series Gran Coupe's character. Whether you're accelerating into a turn, changing lanes at highway speeds or simply parking, the Integral Active Steering feature makes handling even easier while increasing stability. Driving Dynamics Control lets you tailor your driving experience:

switch to SPORT or SPORT+ mode for a more dynamic performance, select COMFORT or COMFORT+ mode for a more cushioned ride, and ECO PRO for optimized fuel consumption. Combine that with the increased control and comfort of Active Roll Stabilization and you're assured of maximum driving pleasure.



تلفن شماره ۰۸۵۰۸۶۲
FarmaSOS.com

STEELY RESOLVE.

The face of authority. A sculpted visage, delineated in taut creases and the gleaming blades of BMW's signature kidney grille, accentuates the BMW 6 Series Gran Coupe's prominent stance. Beneath the LED "eyebrows," distinctive Corona headlight-rings encircle available daylight-

bright LED headlights. The headlights' Adaptive feature adjusts the direction of the lights, turning with the steering wheel to illuminate the road around curves and corners. Like its headlights, the BMW 6 Series Gran Coupe anticipates your actions – and brilliantly fulfills your desires.

Get the latest information on BMW standard and optional features, packages and technical specifications. Visit bmwusa.com, select the BMW model of your choice, and click on "Features & Specs."



امداد خودرو فارما

تلفن شماره ۰۲۱-۸۸۸۸۸۸۸۸

FarmaSOS.com



YOUR PRIVATE PERFORMANCE SPACE.

The Bang & Olufsen® High-End Surround Sound System delivers maximum hi-fi pleasure in the BMW 6 Series Gran Coupe. And as well as great music, it delivers a light and design performance that's well worth seeing.

This audio system conjures up a listening experience that's on a par with the very best in-home hi-fi environments. In technical terms, sound delivery comes from 16 speakers with an output of 1,200 watts. But figures are not enough to explain how this sound system turns music into a physical experience. In a drum solo, you can actually feel the reverberations of the powerful bass. Soft solo voices give you goosebumps. Close your eyes – the boundaries of the interior vanish and your ears swear you are inside a concert hall. Creating this magic is a collection of the finest car hi-fi components currently available, along with astonishing digital music signal processing power.

It makes little difference whether the signals come from the radio, a CD drive, connected MP3 player or smartphone. In the BMW 6 Series Gran Coupe, the electronic impulses pass with great precision through a specially tuned amplifier. The sound is then produced by two subwoofers under the front seats, plus seven midrange speakers and seven tweeters in the dashboard, interior trim and rear shelf. Along with the neodymium magnets and honeycomb structure membranes, these components rank among the absolute best for high-end audio systems.

The Bang & Olufsen High-End Surround Sound System was also designed to compensate for structurally based drawbacks inherent in using an automobile interior as a listening space. The revolutionary Dirac Dimensions™ technology calculates, in advance, all potential sound optimization needs arising from the uneven structure of the cabin and the asymmetrically positioned loudspeakers. The result is clean, natural sound that is impressively big, thanks to Dirac Dimensions.

Selecting the Expanded sound mode makes the music in the BMW 6 Series Gran Coupe sound as if the speakers were placed at some distance from the vehicle. Thanks to Acoustic Lens technology, you and your passengers perceive the system's sound in identical high quality – regardless of where you are sitting.

The Bang & Olufsen High-End Surround Sound System not only entrances the ears, but the eyes as well, with its highly refined, modern design. The loudspeaker grilles, for example, are made of anodized aluminum, and are discreetly illuminated by surrounding white LEDs. In addition, the center loudspeaker in the middle of the instrument panel rises up to bring an Acoustic Lens into position. So even before you start driving, the Bang & Olufsen High-End Surround Sound System generates a very special experience for all the senses.

BMW ConnectedDrive In touch with your world.



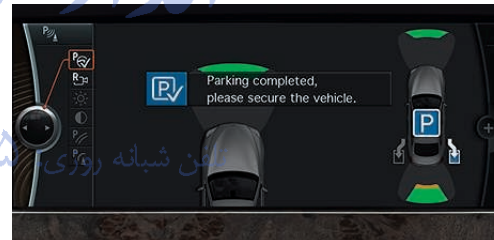
BMW CONNECTED DRIVE: CONVENIENCE, INFOTAINMENT AND SAFETY TECHNOLOGIES MEET IN ONE SUITE.

With BMW ConnectedDrive you stay in touch, no matter where you go. Its advanced communications and entertainment features create a network between driver, vehicle and environment, at any time and wherever you are. The following pages present special highlights in the areas of convenience, infotainment and safety. For a comprehensive overview, see bmwusa.com/connecteddrive.

Convenience. These BMW ConnectedDrive innovations offer service-oriented functions, so you can always relax in your BMW.



Top-, Side- and Rear-view Cameras around the vehicle show the surroundings on the Control Display, for enhanced visibility. The **Top-view Camera** provides a bird's-eye view of the road alongside the doors. These images, taken by cameras positioned in the exterior mirrors, help guide you when maneuvering in tight spaces. **Side-view Cameras** in the front bumpers show traffic approaching the front of the vehicle from the sides, such as when exiting a garage. The **Rear-view Camera**, located behind the BMW badge on the trunk lid, shows the area behind the vehicle. Working with Park Distance Control, interactive guidelines indicate if the vehicle can fit in a parking space, and display parking trajectories and turn angles.



Parking Assistant makes parking a breeze by searching for suitable parking spots and then steering your vehicle into them. Simply press the "Park Assistant" button, then drive along potential parking spaces on the left or right side of the road, staying below 22 mph and no more than five feet away. Using ultrasonic sensors integrated into the side indicators, the system searches for and measures parking spaces. When a space at least four feet longer than your vehicle is spotted, it is shown on your Control Display. Shift into reverse and Parking Assistant takes control of steering your vehicle into the selected space; you operate the accelerator and brake pedals. The acoustic and visual warnings of Park Distance Control (PDC) provide assistance.



Speed Limit Info shows the currently applicable speed limit in the instrument cluster as well as in the Head-up Display (if so equipped). A special camera captures the speed limit posted on signs; a control unit then processes this information together with data from the on-board Navigation system. Other components, such as the vehicle's rain sensor, are also used, so the system can even factor in variable speed limits for the driver in, for example, wet conditions.

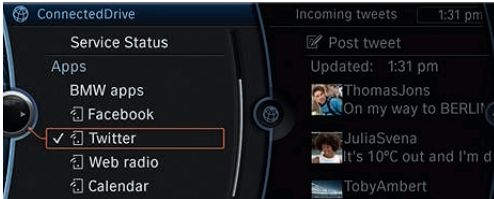
STAY TOTALLY IN TOUCH WHEREVER YOU GO – WITH BMW CONNECTED DRIVE.

Whether you're far from home or just in the next town, BMW Assist™ offers convenience and peace of mind. There are new ConnectedDrive features that extend BMW's leadership in wireless communications. Marvel at an extensive array of new Mobile Office functions. Get a visual image of your callers. With BMW Assist, you enjoy all this – and more.

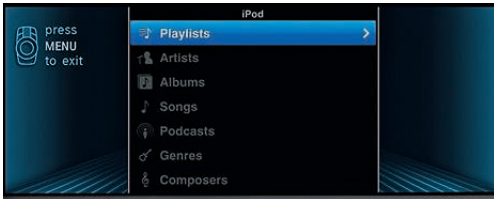


BMW Apps lets you access Social Networks, music PlugIn and Video Playback through your iPhone®, and see them on the Display screen.¹ Tune in to **Web radio** and search for stations from around the globe by name, location or genre. You can also store your favorite stations, find similar stations, display station information, and change the quality of the audio. Your favorite entries are stored on your iPhone, so you can take them with you from one vehicle to another.

Please note: • A broadband data link is required. The costs for this (e.g., data roaming) are regulated by the customer agreement with the mobile phone service provider.
 • Not all features available while vehicle is in motion; see dealer for details.
 • Web radio audio quality depends on the bit rate of the station, and data reception depends on your cell service. Data transfer comes over the iPhone.

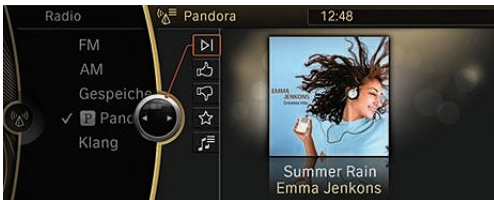


Access content from your **Twitter™** and **Facebook®** accounts to stay on top of what's happening with friends and family.¹ The system can even read posts aloud, so you can keep your focus on the road. You can quickly post prewritten tweets that are further personalized by your BMW to let everyone know where you are and that you're enjoying the drive.



When you select **PlugIn** from the BMW Apps menu, the iPhone exports a typical iPod® look and control to your BMW through the video connection.¹ You can then search for your favorite music by playlist, artist, album, song, genre or composer, just as you would on your iPhone.

Please note: The BMW Connected App must be installed on your iPhone for the PlugIn to connect.



Part of BMW Apps, **Pandora Radio** is an innovative streaming audio service that delivers personalized music selections right to your BMW.¹ Create new stations and tailor your listening experience by rating songs with either a thumbs-up or a thumbs-down. Even while listening, you can stay in touch: your BMW can still receive calls through Bluetooth® without missing a beat.



Enjoy the instant gratification of music on-demand in your BMW, thanks to **MOG®** – another part of BMW Apps. Browse, search and play any of 11 million songs in the MOG music library. Subscribing to MOG's **Primo** service allows you to take advantage of the seamless integration of MOG's mobile app.

¹ Requires BMW Apps option and an iPhone.

Get the latest information on BMW standard and optional features, packages and technical specifications. Visit bmwusa.com, select the BMW model of your choice, and click on "Features & Specs."



Use the time you spend in your vehicle even more effectively with BMW's **Mobile Office** feature.² For example, text messages and emails can be transferred from your Bluetooth paired phone directly to the vehicle's iDrive Display and can be read back to you using Text-to-speech functionality and the vehicle's audio system. Thanks to Bluetooth audio streaming, you can enjoy wireless playback of your music files; your personal audio library can even be accessed via the iDrive Controller.

² Not all mobile phones are compatible with Mobile Office, and some compatible phones support a limited number of Mobile Office functions. For the complete list of compatible mobile phones and the details regarding which Mobile Office functions are supported by each phone, please visit bmwusa.com/bluetooth.



MyInfo allows you to send business locations and street addresses to your BMW from Google Maps™ Destinations and phone numbers can be accessed and exported to your Navigation system for immediate route guidance.




BMW Online allows online access to up-to-date fuel prices and gas station locations; the latest weather forecasts, advisories and warnings; Dow Jones, S&P 500 and NASDAQ indices; and the powerful reach of the Google Maps database – all delivered on the Control Display inside your vehicle. Access news headlines and have them read aloud via Text-to-speech technology. "Send to Mail" pinpoints your current location and planned destination, and allows you to send the information to any smart-phone or email account. Then it's just a quick hyperlink to Google Maps for your friends and family to see where you are and where you're going.



Enhanced functions for the iPod and USB adapter add to the ease and pleasure of using your iPod or iPhone. Want to know which CD that song comes from? The album cover is shown on your Display screen. Don't purchase additional cables – your iPod or iPhone's original USB cable connects to your BMW's USB port. Another rare feature: with BMW Assist and Bluetooth audio streaming, you can wirelessly play music through the BMW audio system from any Bluetooth compatible music player or mobile phone, from anywhere in your vehicle. In fact, the audio library appears on the Display screen, where you can use the iDrive Controller knob to make your selection.



BMW Assist gives you peace of mind knowing that a friendly response specialist is there to help you 24/7, at the touch of a button. The **Safety Plan** includes Automatic Collision Notification, Emergency Request (SOS), TeleService, Enhanced Roadside Assistance, Door Unlock, Stolen Vehicle Recovery, Customer Relations and MyInfo. The **Convenience Plan** adds personalized Directions, Traffic and Weather reports, BMW Online and Concierge services for restaurant and hotel recommendations, with the destination address and phone number sent to your BMW. Make up to four operator-assisted calls per year with Critical Calling if your mobile phone is not available or its battery is discharged.



BMW EfficientDynamics
Less emissions. More driving pleasure.

BMW EFFICIENT DYNAMICS. VEHICLES THAT REQUIRE LITTLE AND GIVE A LOT.

BMW was one of the first automotive manufacturers to pursue efficient driving technologies – one part of our award-winning sustainability strategy. BMW EfficientDynamics represents the most comprehensive package of innovative technologies currently in production for reducing fuel consumption and emissions. Our commitment to EfficientDynamics means we are continuously developing innovative systems that bring us closer to our long-term goal of emissions-free mobility. Since 1995 BMW has been able to reduce the CO₂ emissions of its entire fleet by approximately 30 percent, and intends to achieve a further 25 percent reduction by 2020. However, we remain committed to driving pleasure, which is being pursued in different ways.

Eco-friendly technology.

The development of more efficient vehicles powered by conventional diesel and gasoline engines continues. A comprehensive technology directive enables the reduction of fuel consumption and emissions while at the same time increasing power output and driving enjoyment. These advances are based on innovations such as BMW TwinPower Turbo technology, Brake Energy Regeneration, air curtain front apron design, and many others.

BMW ActiveHybrid.

With the BMW ActiveHybrid 7 and BMW ActiveHybrid 5, BMW has impressive hybrid production models in its line. Soon the BMW ActiveHybrid 3 will be joining the team. All these models combine outstanding efficiency with superlative dynamic ability.

BMW Electric Vehicles.

The BMW ActiveE is the first 100 percent electric, 100 percent BMW vehicle. A milestone for EfficientDynamics, the BMW ActiveE achieves emissions-free mobility without compromising the performance that is a BMW trademark. Based on the 1 Series Coupe, it launched in early 2012.

The BMW i brand will launch two completely new vehicle concepts for sustainable mobility in an urban environment. Key features of the BMW i3 and BMW i8 include the use of lightweight materials such as Carbon Fiber Reinforced Plastic (CFRP), electric drive systems, powerful battery technology and eco-friendly production methods. The BMW i3 launches in 2013 and the i8 in 2014; both are an important part of EfficientDynamics technologies.

➤ bmwactivatethefuture.com
➤ bmw-i-usa.com

AT A GLANCE: BMW EFFICIENT DYNAMICS INNOVATIONS IN THE BMW 6 SERIES GRAN COUPE.

BMW TwinPower Turbo technology.

This innovative turbocharging technology efficiently reclaims the energy contained in exhaust gases, using a twin-scroll turbocharger with a double-flow exhaust system in the BMW 640i Gran Coupe, or two turbochargers in the BMW 650i Gran Coupe.

High Precision Direct Injection.

In this latest-generation direct fuel injection system, the piezo injectors are positioned very close to the spark plugs. They inject fuel at high pressure, with extreme precision, for very efficient combustion.

Double-VANOS valve timing.

BMW's VANOS valve timing system "steplessly" varies the points in the combustion cycle when valves open and close. Double-VANOS refers to the fact that it operates on both the intake and exhaust camshafts. Electronically controlled in response to engine speed, temperature and load, it reduces emissions, and enhances low- to medium-speed torque, as well as fuel efficiency.

8-speed Sport Automatic transmission.

The close spacing of gear ratios in the 8-speed Sport Automatic transmission makes maximum use of the optimum rev range, reducing fuel consumption and allowing smoother shifts.

Auto Start-Stop function.

An idling engine burns fuel unnecessarily. The Auto Start-Stop function in the BMW 6 Series Gran Coupe enhances fuel efficiency by switching off the engine when the vehicle is not moving. (The intelligent electronics system first checks the battery charge level and calculates if other electric systems, such as the air conditioning or heated rear windshield, require more energy.) Once the footbrake is released, the engine starts up again almost instantly.

Optimized fuel efficiency.

BMW EfficientDynamics enables every BMW engine to provide maximum power while using a minimum of fuel. In the BMW 650i Gran Coupe's TwinPower Turbo V-8 engine, two parallel turbochargers are positioned between the cylinder banks. This compact design with shorter intake paths provides power and performance at a previously unattainable level.


Brake Energy Regeneration.

With Brake Energy Regeneration, the alternator generates electricity only when the driver takes his or her foot off the accelerator. Kinetic energy that was previously unharnessed is transformed into electrical energy, which is then fed into the battery. In this way, electricity is generated without consuming fuel.

➤ bmwusa.com/EfficientDynamics

IT ALL REVOLVES AROUND YOU. SEVERAL THOUSAND TIMES PER MINUTE.

Engines that power innovation. Year after year, BMW engines have garnered accolades for their output, refinement and high-revving ability. Beneath the long hood of the BMW 6 Series Gran Coupe is a choice of two of the world's most sophisticated engines. They are designed to deliver on BMW's EfficientDynamics philosophy: increased power with decreased fuel consumption and emissions. You'll enjoy the thrill of BMW performance while helping to protect the environment every day.




BMW 650i Gran Coupe.

BMW's 4.4-liter TwinPower Turbo V-8 is the essence of an iron fist in a velvet glove. Calling on two parallel turbochargers, its robust 445 hp accelerates the 650i Gran Coupe smoothly from 0 to 60 mph in 4.5 seconds,¹ while the boost from 480 lb-ft of peak torque is sustained from 2000 all the way to 4500 rpm. Thanks to High Precision Direct Injection, this V-8 is also extremely fuel efficient.

A quick-shifting transmission.

Make full use of the BMW 6 Series Gran Coupe's deep reserves of power through a seamless 8-speed Sport Automatic transmission, which also lets you shift gears using steering wheel-mounted paddles or the shift lever.



BMW 640i Gran Coupe.

This unique engine combines a twin-scroll TwinPower Turbo, High Precision Direct Injection, and BMW's Valvetronic variable intake technology that helps the engine "breathe" better. The result: turbo lag is virtually eliminated, while posting one of the most fuel-efficient ratings in its class. The 640i Gran Coupe develops maximum output of 315 hp at 5800 rpm, redlining at 7000 rpm. Peak torque of 332 lb-ft kicks in almost immediately at 1300 rpm. It continues to push you back in your seat all the way to 4500 rpm. In just 5.4 seconds² you're easily passing 60 mph – and just as easily surpassing all expectations.


¹ BMW AG preliminary test results subject to change, 650i Gran Coupe, 4.3 seconds, 650i xDrive Gran Coupe. BMW urges you to obey all posted speed laws and always wear safety belts.

² BMW AG preliminary test results subject to change. BMW urges you to obey all posted speed laws and always wear safety belts.



THE FEELING OF DRIVING THE BMW 6 SERIES GRAN COUPE IS SIMPLY INCREDIBLE. LIKE THE TECHNOLOGY BEHIND IT.

The BMW 6 Series Gran Coupe can be equipped with a whole host of innovative technologies to help you get the most out of each drive. Many of these systems are intelligently networked with each other, maximizing your active safety quotient – and your driving pleasure.



8-speed Sport Automatic transmission.
This transmission adjusts to your style – from comfortable cruising to very dynamic driving. To change gears, you can use the selector lever or steering wheel-mounted gear shift paddles. In Sport mode, modified clutch settings allow very quick adjustments in engine speed, for minimal shift times. The close spacing of the eight gears optimizes acceleration, while also maximizing efficiency and comfortable shifting.

Active Roll Stabilization.
A vehicle's body tends to roll in corners, affecting handling. Performance-elevating Active Roll Stabilization (ARS) twists special two-piece anti-roll bars to generate stronger resistance to body roll, keeping the vehicle more level and providing maximum stability and agility.

Dynamic Damping Control.
Ride-enhancing Dynamic Damping Control instantly adjusts shock absorbers from the softest to the firmest settings. The result is exceptional ride comfort and fluid handling at all times – during changes in vehicle speed, load, or road and driving conditions.

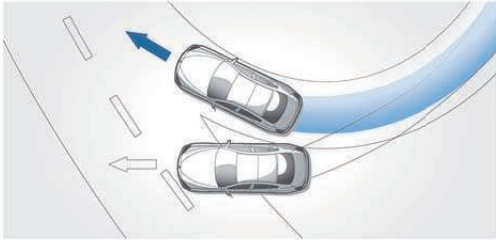
Integral Active Steering.
At speeds of up to 30 mph, with Integral Active Steering, a small turn of the steering wheel yields a greater turn of the front wheels for more direct response. This feature steers the rear wheels up to 2.5 degrees in the opposite direction, giving the effect of a shortened wheelbase for enhanced maneuverability. When changing lanes at speeds over 50 mph, both front and rear wheels turn in the same direction, giving the feel of an extended wheelbase. While the driver experiences greater responsiveness and directional stability, passengers enjoy greater ride comfort from reduced body roll.

Driving Dynamics Control.
This feature allows you to adjust the driving characteristics by simply pressing a button. Select COMFORT, COMFORT+, SPORT or SPORT+ settings to adjust engine-throttle response, transmission shift characteristics, and power-steering assist. The ECO PRO setting provides a more fuel-efficient, eco-friendly driving style. In addition, the traction control feature can be disengaged when driving on sand, gravel, or deep or packed snow.

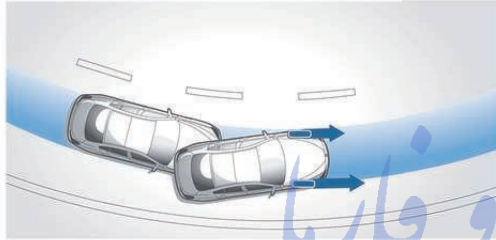
xDrive intelligent all-wheel-drive system.
BMW's intelligent all-wheel-drive system in the 650i xDrive Gran Coupe provides maximum traction, even in the most slippery conditions. The system monitors data such as engine speed, steering angle, wheel speeds and acceleration. On smooth, dry roads, more power is normally sent to the rear axle, giving vehicles with xDrive the feel of their rear-wheel-drive counterparts. But hit a wet uphill curve, for instance, and even before wheelspin can occur, the system immediately recognizes any need for a change in power distribution. Using a controlled clutch, it sends more torque to the front axle to enhance stability and achieve greater traction.

HIGH-TECH BODYGUARDS: ACTIVE AND PASSIVE SAFETY.

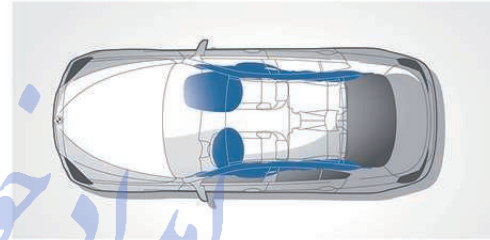
The 6 Series Gran Coupe is designed with BMW's full range of standard state-of-the-art active and passive safety technologies. Active safety features, such as Xenon or Full LED Adaptive Headlights, powerful engines and large brakes, help you see and respond to potentially dangerous situations. Should an accident prove unavoidable, passive safety features, such as airbags and an extremely rigid body are designed to help protect you and your passengers. After a severe impact, a host of features spring into action: the doors automatically unlock, headlights and taillights flash, the starter cable is disconnected from the battery and the fuel supply is cut off. Should any airbags deploy, BMW Assist™ response specialists are automatically alerted and notified of your location.



Dynamic Stability Control (DSC). This system provides remarkable tenacity on slippery road surfaces. If it senses over- or understeer, it modulates engine power and can apply brakes individually to help keep the vehicle under control and going in the intended direction. Start-off Assistant, a feature of DSC, prevents the vehicle from rolling backward on a hill for 1.5 seconds after taking your foot off the brake. The system also includes Brake Fade Compensation, which lets you use the same amount of pedal force, even when the brakes are heated; Brake Stand-by, which pre-tenses the brakes for quicker action if you suddenly remove your foot from the accelerator pedal; and Brake Drying, which periodically brings the brake pads into contact with the rotors to eliminate accumulated moisture when it rains.

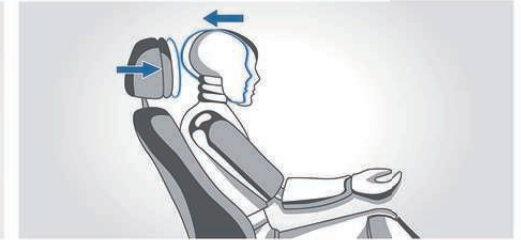


Dynamic Traction Control (DTC). This sub-function of Dynamic Stability Control raises the threshold for engine and braking intervention. Activated by simply pushing a button, this traction mode allows increased yet controlled wheelslip, helping to improve propulsion in deep snow or sand. When activated, it also provides an even sportier driving style.

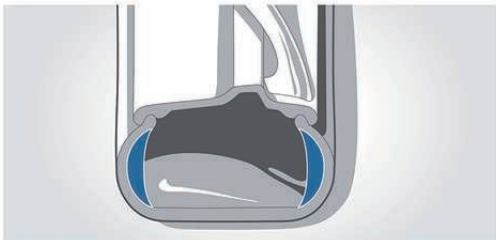


Airbags. In the event of a collision, BMW's supplemental restraint system (SRS) determines which airbag(s) to deploy for optimal protection. When a safety belt is used, airbags deploy only at a higher crash severity; the force of the deployment depends upon the severity of the impact. Four airbags offer specific protection: front airbags with advanced technology for driver and front passenger, and front-seat-mounted side-impact airbags.


Note: These pictures of airbags are for illustrative purposes only. Depending upon the type of accident, none, some or all airbags may deploy.



Active Head Restraints in the front seats reduce the risk of whiplash or neck/head/spine injury. When sensors detect a rear-end collision, the headrests rapidly and automatically pivot forward, supporting the driver's and front-seat occupant's heads.



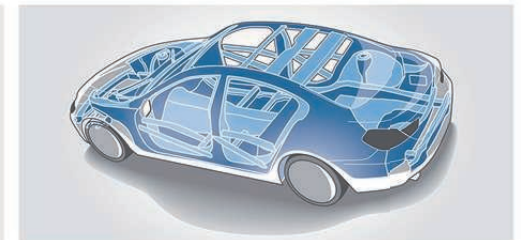
Run-flat tires. Thanks to reinforced sidewalls, run-flat tires maintain their shape and rim position even after suffering a complete loss of tire pressure. They allow you to continue driving at a reduced speed until you reach a safe area to change a tire or wait for Roadside Assistance. The Tire Pressure Monitor alerts you when there is a drop in tire pressure; if the loss is severe, an acoustic warning is triggered.



Adaptive Headlights for low- and high-beams enhance illumination of the road ahead at night or in poor visibility. Adaptive Headlights provide optimum illumination of the road ahead when the car enters a turn. Light distribution is automatically adapted to the road speed and steering angle. Cornering Lights, positioned in the two inner headlights, are automatically activated by using the turn indicator or changing the steering wheel angle, even when the vehicle is at rest.



BMW restraint system for the driver and front passenger combines three-point safety belts, automatic safety-belt pretensioners, seat bolsters that help prevent occupants from sliding forward, and Active Head Restraints. This system helps provide optimum restraint in a collision.



Body stiffness. The intelligent use of high-strength multi-phase steel and aluminum provides a high degree of body stiffness and crash resistance. Components such as the A-pillars and windshield frame include special reinforcements to provide optimum occupant protection.

A MIGHTY LABOR OF LOVE.

Engineers Klaus Hirschfelder and Johann Schopp stand at the top of the engine-building business. They plan and build the large BMW TwinPower Turbo V-8 powerplants – a crowning achievement for any engine constructor. The mastery can be fully experienced in the BMW 6 Series Gran Coupe.



What makes building the BMW TwinPower Turbo V-8 engine so special?

Hirschfelder: For a classical mechanical engineer, the large V-8s are the crowning achievement when it comes to how a compact powerplant can generate outstanding performance and smoothness. And the new engine in the BMW 6 Series Gran Coupe represents the ultimate expression of the modern-day art of BMW engine-building.

Schopp: It takes a lot of experience to fit all the BMW TwinPower Turbo technology neatly into this compact engine. It's a privilege to have the chance to work on such an engine, but it's an honor you have to earn. The rewards are huge: the incomparable sound – the typical V-8 rumble – is music to the ears of any mechanical engineer.

What's new about the BMW TwinPower Turbo V-8 engine in the BMW 6 Series Gran Coupe?

Schopp: We've taken the basic construction of the engine and its 4.4-liter displacement from an existing unit, but everything else – from the pistons, via the connecting rods to the cylinder head – is new, with the aim of increasing both power and efficiency. Integrating Valvetronic variable valve control was extremely tricky, but the system cuts fuel consumption by six percent. All BMW gasoline engines are now fitted with BMW TwinPower Turbo technology, almost without exception combined with High Precision Direct Injection, Valvetronic and Double-VANOS. We have achieved further reductions in fuel consumption using developments such as demand-based oil and water pumps, which use less engine power.

What are the major challenges to overcome in constructing this engine?

Hirschfelder: You need a lot of skill and patience to accommodate two turbochargers and two catalytic converters to optimum effect within the tight V configuration of this engine. With this kind of compact, powerful turbocharged engine, cooling is also highly complex. After all, temperatures hit 950 degrees Celsius (1742 degrees Fahrenheit) in and around the turbochargers.

Schopp: We have fitted extremely effective heat protection and deflector plates in these areas to divert the heat downward and to the rear. All coolant systems and the air supply have been reworked, now funneling large quantities of air through the engine compartment. Critical areas of the engine, such as the turbocharger mounting and the two engine management units, are liquid-cooled.

What are the performance and fuel consumption figures for the engine?

Hirschfelder: The engine develops 445 hp and 480 lb-ft of torque. By teaming up the efficient 8-speed automatic gearbox and the Auto Start-Stop function, fuel consumption is reduced, when compared to its predecessor engine, by up to 16 percent, depending on the model. In the new BMW 6 Series Gran Coupe, that means an average of 27 mpg and CO₂ emissions of 320-332 grams per mile.¹ Sensational figures for a car of this caliber.

Schopp: When you drive the car, you notice its very special V-8 composure immediately. This special BMW TwinPower Turbo V-8 engine has power in abundance and never seems to strain. It is an outstanding match for the BMW 6 Series Gran Coupe. As soon as you fire up the engine you know you're driving a hugely refined, flawless car.

¹ Preliminary figures.

When you mention BMW engines, many people immediately think of a straight-six, but the company also has a tradition of making V-8s.

Schopp: That's right, we were building V-8 engines back in the 1950s, when there was no straight-six in the BMW lineup. Back then, the use of an aluminum crankcase and a pair of two-barrel carburetors was already extremely advanced. This engine was fitted in various models – including the BMW 507.

Shades of elegance.



Sometimes combining black, white and gray can make the most powerful statement of all. Take, for example, this 6 Series Gran Coupe interior. With just one glance it expresses the dynamic style and confident elegance of the vehicle. The Multi-contour seats are lavished in Ivory White Nappa Leather and dramatically juxtaposed against the dash, upholstered in Black Nappa

Leather with Ivory White contrast stitching. Brushed Aluminum interior trim adds a sporty flair while maintaining the neutral palette. Outside, the LED headlights and V Spoke (Style 366) 19 x 8.5 front, 19 x 9.0 rear light alloy wheels with 245/40 front and 275/35 rear run-flat¹ performance tires² provide a handsome gleam against the elegant Space Gray Metallic paint.

Sporting passions.



The new BMW 6 Series Gran Coupe broadcasts its sporty performance when rendered in Mineral White Metallic paint. Riding on large V Spoke (Style 356) 20 x 8.5 front, 20 x 9.0 rear light alloy wheels with 245/35 front and 275/30 rear run-flat¹ performance tires² it challenges you to test its dynamic handling. During these spirited driving maneuvers, specially bolstered sport seats for

the driver and front passenger keep you comfortably in control. Sheathed in warm, rich Black Nappa Leather, they are a handsome match for the Black Nappa Leather-upholstered dash; both the seats and dash are elegantly accented with contrast stitching and complemented by the rich look of lustrous Fine Line Oak Wood trim.

تلفن شبانه روزی: ۰۸۵۰۸۸۸۶۲۰۲۱

FarmaSOS.com



¹ Run-flat tires do not come equipped with a spare tire and wheel. Driving over rough or damaged road surfaces, as well as debris, curbs and other obstacles, can cause serious damage to wheels, tires and suspension parts. This is more likely to occur with low-profile tires, which provide less cushioning between the wheel and the road. Be careful to avoid road hazards and reduce your speed, especially if your vehicle is equipped with low-profile tires.

² Performance tires are not recommended for driving in snow and ice.

Wheel and tire specifications are subject to change. For the latest specifications, please visit bmwusa.com, select a BMW model, and check out Standard/Optional Equipment under "Features & Specs."

Get the latest information on BMW standard and optional features, packages and technical specifications. Visit bmwusa.com, select the BMW model of your choice, and click on "Features & Specs."

The M Sport Package.

The M Sport Package emphasizes the athletic side of the BMW 6 Series Gran Coupe.

Beneath the beautifully sculpted exterior of the 6 Series Gran Coupe lies the soul of a performance vehicle. M Sport Package components expertly highlight its dynamic character inside and out. Brilliant LED foglights enhance its looks while helping you see in the dark. The M Aerodynamic kit subtly reshapes the 6 Series Gran Coupe, giving it a more aggressive stance from the front air dam to the rear bumper. Double Spoke M light alloy wheels with run-flat performance tires¹ can be specified in 19-inch or 20-inch sizes. They provide a stunning counterpoint to the array of available paint colors, including two that are exclusive to the M Sport Package. Open the door and aluminum M entry door-sill finishers welcome you inside; the sporty M logo and colors are repeated in the interior on the supportive Multi-contour seats and thick M sport steering wheel. The racing-inspired ambience continues overhead with an Anthracite Alcantara headliner.

¹ Run-flat tires do not come equipped with a spare tire and wheel. Driving over rough or damaged road surfaces, as well as debris, curbs and other obstacles, can cause serious damage to wheels, tires and suspension parts. This is more likely to occur with low-profile tires, which provide less cushioning between the wheel and the road. Be careful to avoid road hazards and reduce your speed, especially if your vehicle is equipped with low-profile tires. Performance tires are not recommended for driving in snow and ice.

Wheel and tire specifications are subject to change. For the latest specifications, please visit bmwusa.com, select a BMW model, and check out Standard/Optional Equipment under "Features & Specs."



M entry door-sill finishers with aluminum inserts and the M logo perfectly complement the M Sport Package.



Multi-function M sport steering wheel has a thick textured rim and thumb indents for performance driving.



Rear diffuser, with its Dark Shadow metallic bumper insert and dark chrome exhaust tips, enhances the sporty look.



Double Spoke (Style 351M) 19 x 8.5 front, 19 x 9.0 rear light alloy wheels with 245/40 front, 275/35 rear **run-flat performance tires**.¹



V Spoke (Style 373M) 20 x 8.5 front, 20 x 9.0 rear light alloy wheels with 245/35 front, 275/30 rear **run-flat performance tires**.¹



تلفن شبانه روزی: ۰۸۵-۸۸۸۶۲۰۲۱

FarmaSOS.com

BMW Individual. The most exclusive way to drive a BMW.

For those who dream of a vehicle that reflects their own unique personality, there is BMW Individual.

The BMW Individual collection of exclusive paints, leathers and trims takes the BMW 6 Series Gran Coupe to all-new heights of quality and exclusivity. Only the finest, perfectly matched materials are selected to create each expertly handcrafted interior.

BMW Individual exterior colors are noted for their brilliant, iridescent effects. One dramatic example is the Ruby Black Metallic paint finish. Under the light, it develops a dark red luminosity that seems to emanate from countless ruby pigments. This contrasts with the BMW Individual Platinum/Black Full Merino Leather, giving the BMW Individual 6 Series Gran Coupe a compellingly balanced character.

Or consider the BMW Individual 6 Series Gran Coupe in Tanzanite Blue Metallic, which owes its name to tanzanite – a precious mineral distinguished by its perfectly clear dark blue crystals. In direct sunlight, this deep-blue finish is given a radiant glow by turquoise pigments beneath the surface. Juxtaposed against this extraordinary exterior is an interior upholstered in BMW Individual Full Merino Leather in Opal White. The naturally silky-soft and breathable surface of this fine-grain leather is rendered in an exquisite color inspired by the timeless elegance of Mediterranean yachts. BMW Individual White Ash Wood trim, with its unique, delicately marbled finish, perfectly complements the light interior.



Experience BMW Individual interactive with the BMW Individual iPad® app.



The bespoke look of BMW Individual contrasting stitching.



BMW Individual Platinum Full Merino Leather with Black contrasting stitching, and a Platinum Alcantara headliner.



V Spoke (Style 349) 19 x 8.5 front, 19 x 9.0 rear light alloy wheels with 245/40 front, 275/35 rear **run-flat¹ performance tires.²**
V Spoke (Style 349) 19 x 8.5 light alloy wheels with 245/40 **run-flat¹ all-season tires.¹**

V Spoke (Style 374) 20 x 8.5 front, 20 x 9.0 rear forged light alloy wheels with 245/35 front, 275/30 rear **run-flat¹ performance tires.²**

¹ Run-flat tires do not come equipped with a spare tire and wheel. Driving over rough or damaged road surfaces, as well as debris, curbs and other obstacles, can cause serious damage to wheels, tires and suspension parts. This is more likely to occur with low-profile tires, which provide less cushioning between the wheel and the road. Be careful to avoid road hazards and reduce your speed, especially if your vehicle is equipped with low-profile tires.

² Performance tires are not recommended for driving in snow and ice.

Wheel and tire specifications are subject to change. For the latest specifications, please visit bmwusa.com, select a BMW model, and check out Standard/Optional Equipment under "Features & Specs."

The BMW Individual 6 Series Gran Coupe in Moonstone Metallic paint.




BMW Individual Platinum Full Merino Leather, accented by Piano Finish Black interior trim and a leather steering wheel with wood inlay.

Exterior colors.



668 Jet Black Non-metallic



300 Alpine White Non-metallic



405 Imola Red Non-metallic¹



A96 Mineral White Metallic



475 Black Sapphire Metallic



354 Titanium Silver Metallic



A52 Space Gray Metallic



A92 Orion Silver Metallic



A82 Vermilion Red Metallic



A76 Deep Sea Blue Metallic



A17 Mojave Metallic



416 Carbon Black Metallic¹



BMW Individual




X02 Citrin Black Metallic²



X03 Ruby Black Metallic²



X10 Tanzanite Blue Metallic²



X04 Moonstone Metallic²



X11 Frozen Bronze Metallic³


Upholstery colors and materials.




LCSW Black Dakota Leather



LCEX Ivory White Dakota Leather



LCEZ Cinnamon Brown Dakota Leather



NASW Black Nappa Leather



NAEX Ivory White Nappa Leather



NAEZ Cinnamon Brown Nappa Leather



NABY Vermilion Red Nappa Leather



BMW Individual



ZBOB Opal White/Amaro Brown Full Merino Leather



ZBOW Opal White Full Merino Leather



ZBC8 Platinum/Black Full Merino Leather



ZBP6 Champagne Full Merino Leather



ZBP5 Amaro Brown Full Merino Leather



ZBWT Canyon Brown Full Merino Leather

Contrasting stitching.



4KS Vermilion Red contrast stitching



4KS Ivory White contrast stitching



4KS Cinnamon Brown contrast stitching



4KS Gray contrast stitching

Contrast stitching matches seat color, except for Gray contrast stitching with Black Nappa Leather upholstery.

Get the latest information on BMW standard and optional features, packages and technical specifications. Visit bmwusa.com, select the BMW model of your choice, and click on "Features & Specs."

The pages in this section of the brochure show available colors and materials for the BMW 6 Series Gran Coupe. Use these samples to compare paint, upholstery, trim colors and combinations. Please note that these samples are representations; they are not exact reproductions. To see the actual colors, visit your authorized BMW center. They will be happy to show you original samples.

Please refer to the Recommended color combinations chart on page 55 for details on limitations and exclusivity when selecting exterior paint and upholstery colors.

¹ Requires M Sport Package.
² Requires Individual Composition Package.
³ Requires M Sport Package or Individual Composition Package.

Headliners.



BMW Individual



XD5 Alcantara Platinum



XD5 Alcantara Champagne



XD5 Alcantara Amaro Brown



776 Alcantara Anthracite
(included in M Sport Package)

Interior trims.



4AS Gray Poplar Wood



4CV Fine Line Oak Wood



4B9 Brushed Aluminum



BMW Individual



XEX White Ash Grain Wood



XE5 Dark Red Sycamore Wood



XE7 Piano Finish Black

Recommended color combinations.

Upholstery materials	BMW upholstery colors							BMW Individual upholstery colors					
	Dakota Leather ¹			Nappa Leather ²				BMW Individual Full Merino Leather ³					
Upholstery colors	Black	Ivory White	Cinnamon Brown	Black	Ivory White	Cinnamon Brown	Vermilion Red	Opal White/ Amaro Brown	Opal White	Platinum/ Black	Champagne	Amaro Brown	Canyon Brown
BMW exterior colors													
668 Jet Black Non-metallic ⁴	•	•	•	•	•	•	•						
300 Alpine White Non-metallic	•	•	•	•	•	•	•						
405 Imola Red Non-metallic ⁵	•	•	•	•	•	•	•						
A96 Mineral White Metallic ⁴	•	•	•	•	•	•	•						
475 Black Sapphire Metallic	•	•	•	•	•	•	•						
354 Titanium Silver Metallic	•	•	•	•	•	•	•						
A52 Space Gray Metallic	•	•	•	•	•	•	•						
A92 Orion Silver Metallic ⁴	•	•	•	•	•	•	•						
A82 Vermilion Red Metallic ⁴	•	•	•	•	•	•	•						
A76 Deep Sea Blue Metallic	•	•	•	•	•	•	•						
A17 Mojave Metallic ⁴	•	•	•	•	•	•	•						
416 Carbon Black Metallic ⁵	•	•	•	•	•	•	•						
BMW Individual exterior colors													
X02 Citrin Black Metallic	•							•	•	•	•	•	•
X03 Ruby Black Metallic	•							•	•	•	•	•	•
X10 Tanzanite Blue Metallic	•							•	•	•	•	•	•
X04 Moonstone Metallic	•							•	•	•	•	•	•
X11 Frozen Bronze Metallic ⁶	•	•	•	•	•	•	•	•	•	•	•	•	•
BMW Interior trim													
4AS Gray Poplar Wood	•	•	•	•	•	•	•						
4CV Fine Line Oak Wood	•	•	•	•	•	•	•						
4B9 Brushed Aluminum	•	•	•	•	•	•	•						
BMW Individual interior trim													
XEX White Ash Grain Wood	•							•	•	•	•	•	•
XE5 Dark Red Sycamore Wood	•							•	•	•	•	•	•
XE7 Piano Finish Black	•							•	•	•	•	•	•

• Recommended color combination

¹ Dakota Leather standard in 640i; includes seat surfaces and backrests of front and rear seats, headrests and armrests in the doors and rear paneling.

² Nappa Leather standard in 650i and optional in 640i; includes seat surfaces and backrests of front and rear seats, headrests, side seat and backrest parts, upper part of the instrument panel, interior door mirror, and armrests in the doors and rear paneling.

³ BMW Individual Full Merino Leather included in optional BMW Individual Composition Package; includes front and rear seats, headrests, door mirrors, center console, armrests and the lower part of the instrument panel. Upper part of the instrument panel, door balustrade and lower door panel are covered with Black Nappa Leather.

⁴ Not available with M Sport Package.

⁵ Requires M Sport Package.

⁶ Optional with BMW Individual Composition Package; available as an upgrade with M Sport Package.

Equipment features and options.



LED Adaptive Headlights for both high and low beams project an intense white light that simulates daylight for excellent visibility. Convenient features that improve visibility include Automatic headlights, Adaptive turning, Cornering Lights, four Corona headlight-rings, and available Automatic high beams. **Foglights** with LED technology improve visibility while adding a distinctive nighttime look.



Xenon Adaptive Headlights optimize road illumination when entering a turn or corner, helping to enhance visibility when driving at night. Adaptive sensors continuously monitor the angle of the steering wheel to determine the direction in which your vehicle is heading. The outer headlights swivel accordingly, up to 15 degrees left or right.

Xenon low- and high-beam headlights illuminate the road ahead and to the side with brilliant clarity. An auto-leveling feature adjusts for varying passenger and cargo loads. **LED Corona headlight-rings** that frame the perimeter of both headlights and high beams also act separately as Daytime Running Lights and parking lights.



Front signature kidney grille is framed in chrome. In the 640i Gran Coupe, the chrome slat fronts are set off by sides painted a contrasting black, while the slat fronts and sides in 650i Gran Coupe are chrome.



Taillight cluster with taillight, brakelights and turn-signal indicators incorporate LED technology for greater visibility. **Adaptive Brakelights** warn following vehicles by increasing in brightness when the intensity of your braking action is increased.



Side indicators with LED illumination technology are integrated into the side gills for a distinctive look.



Power tilting glass panel roof gives the interior an even brighter, more spacious feel. It tilts up for greater ventilation, while a power sliding interior roofliner keeps out the heat and glare of the sun.



LED third brakelight spans the entire width of the 6 Series Gran Coupe where the roof meets the rear windshield, accentuating the vehicle's wide stance.



Chrome Line exterior surrounds the front and rear side windows and window recess covers in high-gloss chrome.

BMW Individual high-gloss shadowline trim surrounds the front and rear side windows and window recess covers in high-gloss black. The trim on the B-pillar, the rear door window guides and the mirror base and triangle are also in high-gloss black.

Equipment features and options.



Comfort Access unlocks and lets you start the vehicle simply by carrying the remote fob in a pocket or purse. Vicinity lights are included in the door handles. **Soft-close automatic** feature gently closes the doors.



Tailpipes. The BMW 640i Gran Coupe displays two round tailpipes on the right and left with chrome surrounds.



Tailpipes. The BMW 650i Gran Coupe displays two rhombus-shaped tailpipes covered with a chrome frame.



Three-spoke leather-wrapped multi-function sport steering wheel lets you keep both hands on the wheel while adjusting cruise control and audio functions, Voice command, and your BMW-tested, Bluetooth® enabled mobile phone.³



BMW Individual three-spoke multi-function sport leather steering wheel includes all the same functions as the sport steering wheel, as well as featuring a handsome wooden inlay in the rim.



Multi-function M sport steering wheel includes all the same functions as the standard sport steering wheel, as well as a thick textured rim and thumb indents for performance driving.



Contrast stitching is included with the Black Nappa Leather instrument panel, door and side trims, and center console. Two distinctively stitched flat-felled seams of the same color as the Nappa Leather upholstery add a custom effect to the instrument panel to embellish the interior. Contrast stitching for Black Nappa Leather upholstery is Gray.



Double Spoke (Style 351M) 19 x 8.5 front, 19 x 9.0 rear light alloy wheels with 245/40 front and 275/35 rear **run-flat¹ performance tires²**



Double Spoke (Style 373M) 20 x 8.5 front, 20 x 9.0 rear light alloy wheels with 245/35 front and 275/30 rear **run-flat¹ performance tires²**



V Spoke (Style 349) 19 x 8.5 front, 19 x 9.0 rear light alloy wheels with 245/40 front and 275/35 rear **run-flat¹ performance tires²**



V Spoke (Style 374) 20 x 8.5 front, 20 x 9.0 rear forged light alloy wheels with 245/35 front and 275/30 rear **run-flat¹ performance tires²**



Instrument cluster displays speedometer, tachometer, fuel gauge and engine oil temperature. Below the four dials is a high-resolution Info Display that shows data such as current fuel consumption, range, on-board computer functions, mileage and trip information.

Black Panel Display technology shows the instrument cluster as a matte black surface when the ignition is switched off, with only the chrome rings of the circular instruments visible in 3-D. When the ignition is switched on, the chrome rings turn into full circles, and the dials and displays appear. Turning on the ignition also activates the Check Control messages.



8-speed Sport Automatic transmission with Adaptive Transmission Control (ADT) provides extremely fast synchronized shifting in either the Sport or Manual shift mode. Includes racing-inspired steering wheel-mounted paddle shifters.



ECO PRO mode reduces fuel usage through an efficient driving style. An indicator shows the ideal range for efficient driving; the automatic transmission upshifts early and the air conditioning operates in an energy-efficient mode. Fuel saved is shown in the Info Display as bonus range.



Star Spoke (Style 365) 18 x 8.0 light alloy wheels with 245/45 **run-flat¹ all-season tires.**



Multi Spoke (Style 423) 19 x 8.5 light alloy wheels with 245/40 **run-flat¹ all-season tires.**



V Spoke (Style 356) 20 x 8.5 front, 20 x 9.0 rear light alloy wheels with 245/35 front and 275/30 rear **run-flat¹ performance tires²**



V Spoke (Style 366) 19 x 8.5 front, 19 x 9.0 rear light alloy wheels with 245/40 front and 275/35 rear **run-flat¹ performance tires²**



Cupholders are integrated into the center console for easy access. When not in use, a cover maintains the console's sleek appearance.



Driving Dynamics Control adjusts driving characteristics at the press of a button. Selecting the **eco PRO** mode encourages an efficient driving style. Choosing **COMFORT**, **COMFORT+**, **SPORT** or **SPORT+** mode adjusts the engine-throttle response, shift characteristics and power-steering assist. Another button disengages the traction control feature when driving on sand, gravel, or deep or packed snow.

¹ Run-flat tires do not come equipped with a spare tire and wheel. Driving over rough or damaged road surfaces, as well as debris, curbs and other obstacles, can cause serious damage to wheels, tires and suspension parts. This is more likely to occur with low-profile tires, which provide less cushioning between the wheel and the road. Be careful to avoid road hazards and reduce your speed, especially if your vehicle is equipped with low-profile tires.

² Performance tires are not recommended for driving in ice and snow conditions.

³ Check for a list of BMW-tested mobile phones at your authorized BMW center or bmwusa.com/bluetooth.

Wheel and tire specifications are subject to change. For the latest specifications, please visit bmwusa.com, select a BMW model, and check out Standard/Optional Equipment under "Features & Specs."

Get the latest information on BMW standard and optional features, packages and technical specifications. Visit bmwusa.com, select the BMW model of your choice, and click on "Features & Specs."

Equipment features and options.



Ceramic controls present a deep black glazed finish to various controls, such as the iDrive Controller bezel, front and rear ventilation controls, and audio controls. The black ceramic provides a rich, custom look and unique feel to the interior.



Black Nappa Leather with contrast stitching covers the instrument panel, upper door, side trims and center console, extending the rich look and feel of the interior. The contrast stitching matches the Nappa Leather seat upholstery color; Black Nappa Leather seats come with Gray contrast stitching.



Engine Start/Stop button and keyless-go fob control the engine. After the electronic identification system recognizes and confirms the correct keyless-go fob code, you can start (or later, turn off) the engine by pressing the Start/Stop button. (Foot must be on brake in order to start.)



Lane Departure Warning feature² senses when your vehicle is crossing over roadway lane markings or is changing lanes without signaling, and warns you by sending a mild vibration through the steering wheel. The system can be turned on and off via a button by the steering wheel.



Active Blind Spot Detection is activated when you use the turn-signal indicator before changing lanes. This feature warns if a vehicle is in your blind spot, or if a vehicle is approaching at high speed in the passing lane.



Rear-view Camera shows the area behind your vehicle. Working with Park Distance Control, interactive guidelines indicate if a parking space can accommodate your vehicle, and display parking trajectories and turn angles. The feature is activated via the iDrive system or by engaging reverse gear.



Ambiance lighting adds the drama of a warm reddish light that runs from front to rear beneath the inner door ledge. Ambiance lighting also includes soft on/off interior lights; reading lights; vanity mirror lighting; illumination in the front footwells, trunk, and storage compartments in the center console and doors; and illuminated door trims and entry sills with metal inserts.



Ski bag accommodates up to two pairs of skis or other long objects for practical transport inside the vehicle even when rear seats are occupied. The bag protects transported items as well as the vehicle interior from damage, and can be tucked away out of sight in the backrest when not in use.



BMW Night Vision with Pedestrian Detection can scan up to 900 feet ahead using an infrared camera in the front bumper.¹ It can detect people and animals, as well as the direction of their movement, up to approximately 300 feet away, and displays their presence on the iDrive screen and Head-up Display (if so equipped). The system gives a visual warning as soon as pedestrians or animals move toward the road, alerting you to potential dangers significantly earlier, so you can react more quickly.

¹ Under optimal road conditions. Night Vision performance is also limited by rain, fog, humidity and other weather conditions.

² Requires clearly definable lane markings that are not obscured by rain, snow, etc. The feature is not a substitute for the driver's own responsibility in maintaining safe control of the vehicle.



Full-color Head-up Display projects important travel information, such as current speed and Check Control data, on the windshield directly in your line of vision in full color. Directional arrows from the Navigation system can also be displayed.

Equipment features and options.



BMW Apps, an optional feature of the BMW ConnectedDrive interface, allows an iPhone® iOS 4.x and up to play apps specially modified for BMW. **Smartphone Integration** for iPhone and similar devices allows access to stored music, can improve signal reception, and recharges the phone battery. See your BMW center for compatible phone models.



Front armrest with integrated storage compartment opens up to allow access to the iPod® and USB adapter, and Smartphone Integration adapter.



Premium anti-theft AM/FM stereo CD/MP3 audio system with Radio Data System (RDS), Auto-Store, and 3-channel FM diversity antenna. The 16 speakers feature DIRAC signal processing and Surround mode, and discrete 5.1 multi-channel sound. A 7-band equalizer incorporates an analog amplifier with vehicle-specific equalizing, and outputs 600 watts.



Bang & Olufsen® High-End Surround Sound System with Dirac Dimensions signal processing creates an open and lively soundscape and excellent acoustics. This is achieved via 16 loudspeakers, including an automatically extending center speaker. This speaker includes a midrange function and Acoustic Lens technology for consistent sound quality at any seating position in the car. Choose between two settings: Studio for extremely clear, studio-quality sound, and Expanded for a wider sound experience. The light feature of all loudspeaker frames completes a perfect audio-visual experience.



Power rear sunshade can be extended with the touch of a button to protect the cabin from the sun's rays in warm weather, or retracted to allow the sun to help warm the interior in colder weather.



Rear side sunshades keep the sun's heat and glare away from the rear cabin while maintaining your privacy. When not in use, these manually adjustable sunshades conveniently disappear into the side doors.



20-way power Multi-contour front seats conform to your body to provide optimum support and exceptional comfort over long distances. In addition to horizontal, vertical and angled adjustments, Multi-contour seats include an articulated upper backrest, comfort headrest (two-way power, two-way manual "relax headrest"), and four-way power-adjustable lumbar support. Both driver's and front-passenger's seats include memory function.



Power sport seats for driver and front passenger offer beautifully designed integrated headrests as well as high sides for optimum side support. Includes power-adjustable seat height, backrest and seat angle as well as forward/back position, manual thigh support and two-driver memory function.

Active front seats (not shown) imperceptibly raise and lower the left and right halves of the seating surface. This movement keeps the spine in motion, exercising various support muscles to help reduce fatigue on longer trips.

Ventilated front seats (not shown) gently blow warm or cool air through the micro-perforations in the leather to keep driver and front passenger comfortably dry in hot weather, and warm in colder weather.



10-way power driver's and front passenger's seats with horizontal, vertical and angled adjustments.

Lumbar support adds four-way power-adjustable support for the lower back.

Memory function retains settings for driver and front passenger seats, steering wheel and outside mirrors.



Rear seat backrests can be folded individually in a 60/40 split to optimize the number of passengers and amount of cargo.



SiriusXM™ Satellite Radio lets you enjoy more than 130 channels of the most innovative satellite radio music, news, sports, talk, comedy and entertainment. All 69 music channels are commercial-free – and it's delivered coast-to-coast in crystal-clear digital sound, 24 hours a day.



2-zone automatic climate control allows driver and front passenger to select individual temperatures and fan speeds, and automatic or manual airflow and recirculation. Automatic recirculation control activates when certain air pollutants are detected. The system also offers a mist-up sensor, solar sensor and residual heat use.



4-zone automatic climate control builds on the 2-zone system with air vents in the B-pillar and at the rear of the center console, to ensure virtually draftless ventilation for rear-seat passengers. The temperature in both left and right rear cabin can be tailored via two control dials with displays.



Heated front seats are a welcome feature in cooler weather. By pressing the icon button, seat surface and backrest are heated and quickly radiate comfortable warmth in your choice of settings. **Heated rear seats** warm the seat surfaces and backrests of outer seats; seats can be heated to three levels of warmth.



Rear cabin provides 2+1 seating. The 6 Series Gran Coupe offers comfortable long-distance seating with headrests for two adults and, with the center console raised, an available middle seat (without headrest). The ergonomic safety belt system includes three three-point safety belts, as well as an LATCH child-seat fastening system on the two outer seats.



Luggage compartment is spacious enough to accommodate three 46-inch golf bags and additional luggage. Four latching eyes allow you to secure cargo.

FarmaSOS.com

Original BMW Accessories.



20-inch V Spoke (Style 356) Liquid Black light alloy wheels, and carbon wing mirror caps.



Snap-in Adapter with USB interface plays stored music through your vehicle's speakers, charges the phone and accesses the vehicle's antenna for better reception.



BMW Future Car Cover fits like a second skin, protecting the 6 Series against dirt, dust and environmental influences. The design shows the Vision EfficientDynamics car.



20-inch V Spoke (Style 356) light alloy wheels.

Driving a BMW is always a special experience, which can be enhanced even further with Original BMW Accessories. Benefit from innovative solutions combining unique ideas, stunning design and supreme functionality. Discover the wide range of Original BMW Accessories available to you, enhancing such aspects as the interior and exterior, technology, transporters and protection. For additional information, please visit your authorized BMW center or visit

shopbmwusa.com

CRAFT YOUR OWN BMW – AT BMWUSA.COM/BYO.



At BMW, we want you to create your own Ultimate Driving Machine.® That's why BMW offers one of the widest model ranges of any luxury automotive manufacturer. And each BMW model offers its own universe of personalizing possibilities.

It's easy to get the latest information on your favorite BMW model. Simply visit bmwusa.com and click on the BMW model of your choice. Select "Features & Specs" to see all the standard features and available options and packages, as well as technical specifications.

Then create the exact BMW model that fulfills your needs by clicking on "Build Your Own" – or just visit bmwusa.com/byo. Here you'll be able to select from among the many interior and exterior colors and trims, personalizing options and value-added packages. Build a BMW model that reflects your style, then view it in 360-degree detail. At the press of a button, see payment and financing options, get a same-day quote, download a product brochure and even schedule a test drive. BMW makes it easier than ever to make your ultimate driving dreams come true, at bmwusa.com.

درد خودرو فارما

تلفن شبانه روزی: ۰۲۱-۸۸۸۶۲۰۸۵

FarmaSOS.com

Weight		640i	650i	650i xDrive ¹
Unladen weight	lbs	4191	4277	4442
Weight distribution, front/rear	%	50.2/49.8	52.4/47.6	54.0/46.0
Max. load	lbs	906	906	906
Permitted roof load	lbs	165	165	165

Engines		TwinPower Turbo Inline 6/4	TwinPower Turbo V-8/4	TwinPower Turbo V-8/4
Type/valves per cylinders				
Displacement	cu cm	2979	4395	4395
Bore/Stroke	inch	3.30/3.50	3.50/3.50	3.50/3.50
Nominal output @ rpm	hp	315 @ 5800-7000	445 @ 5500-6400	445 @ 5500-6400
Maximum torque @ rpm	lb-ft	332 @ 1300-4500	480 @ 2000-4500	480 @ 2000-4500
Compression ratio	:1	10.2	10.0	10.0

Transmission				
Automatic gear ratios				
	I/II/III :1	4.71/3.14/2.11	4.71/3.14/2.11	4.71/3.14/2.11
	IV/V/VI :1	1.67/1.29/1.00	1.67/1.29/1.00	1.67/1.29/1.00
	VII/VIII :1	0.84/0.67	0.84/0.67	0.84/0.67
Reverse gear ratio	:1	3.30	3.32	3.32
Final drive ratio	:1	3.23	2.81	2.81

Performance				
Top speed ²	mph	130 [155]	130 [155]	130 [155]
Acceleration 0-60 mph ³	sec	5.4	TBD	TBD

Fuel consumption ⁴				
City	mpg	TBD	TBD	TBD
Highway	mpg	TBD	TBD	TBD
Fuel tank capacity, approximate	gal	18.5	18.5	18.5

Figures in [] apply to vehicles with performance tires and increased top-speed limiter.

¹ Available third quarter 2012.

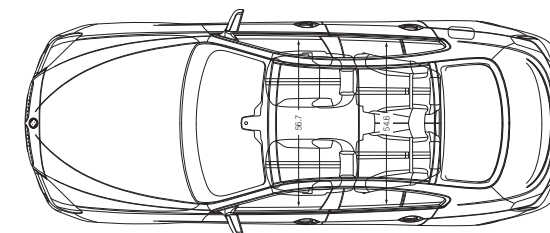
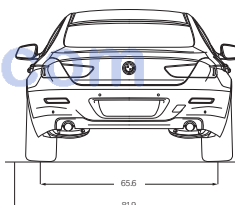
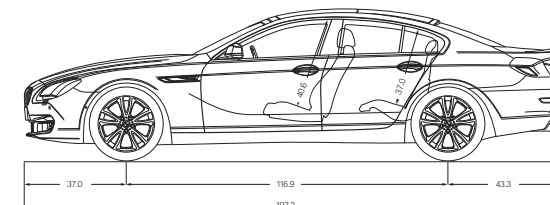
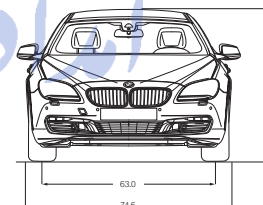
² Top speed limited electronically.

³ BMW AG preliminary test results. Actual acceleration results may vary, depending on specification of vehicle, road and environmental conditions; testing procedures and driving style. These results should be used for comparison only and verification should not be attempted on public roads. BMW urges you to obey all posted speed laws and always wear safety belts.

⁴ EPA-estimated consumption figures were not available at time of printing. Please go to bmwusa.com for latest available information. Figures are for comparison purposes only. Your actual mileage will vary, depending on speed, driving habits, trip length and driving conditions; actual mileage may be lower.

Tires, wheels and brakes		640i	650i	650i xDrive ¹
Tire dimensions (run-flat all-season)		245/45	245/45	245/45
Wheel dimensions, front/rear		18 x 8.0	18 x 8.0	18 x 8.0
Material		light alloy	light alloy	light alloy
Brake diameter, front/rear		13.7/13.6	13.7/13.6	13.7/13.6
Brake type		ventilated disc	ventilated disc	ventilated disc

Electrical system				
Battery capacity	Ah	105	105	105
Alternator output	A	210	210	210
	W	2940	2940	2940



All dimensions in the technical drawings are given in inches.

U.S. Importer: BMW of North America, LLC, Woodcliff Lake, NJ 07677. All illustrations and specifications contained in this brochure are based on the latest product information available at the time of printing. BMW reserves the right to make changes at any time, without notice, in colors, materials, equipment, specifications, design and models. BMW may, subject to legal requirements, determine the Model Year designation of its vehicles. The Model Year designation on any particular model may be longer or shorter than 12 months. Some vehicles pictured may contain non-U.S. equipment. Some models may be shown with optional equipment. While BMW NA makes all reasonable efforts to provide accurate information in this brochure, there is no guarantee or warranty of accuracy. Furthermore, we do not assume any liability for the accuracy or completeness of information presented. This brochure shall not be used or relied upon as a substitute for information that is available from your authorized BMW center. Further information can be obtained from your authorized BMW center or bmwusa.com.

©2012 BMW of North America, LLC

Not to be reproduced wholly or in part without written permission of BMW NA. The BMW name, logo, model names and SAV are registered trademarks.

The Bluetooth word mark and logos are owned by the Bluetooth SIG, Inc. and any use of such marks by BMW is under license. iPhone, iPad and iPod are registered trademarks of Apple Inc. Other trademarks and trade names are the property of their respective owners.

We believe that a premium ownership experience should feature performance and luxury, as well as safety and convenience. We believe you should be able to drive a BMW to its potential, while enjoying peace of mind and reduced cost of ownership. That's the idea behind **BMW Ultimate Service**[®]: a suite of comprehensive programs and services that are included in every new BMW vehicle.

BMW Ultimate Service starts with the **New Vehicle/SAV Limited Warranty**,¹ providing you with coverage for the first four years or 50,000 miles, whichever comes first. Additionally, you have 12-year, unlimited-mileage warranty protection against corrosion and rust perforation.¹ The **BMW Maintenance Program**² and **BMW Assist**,³ as well as **BMW Roadside Assistance** come standard.

GOING BEYOND ENGINEERING: THE HIGH-PERFORMANCE BMW OWNERSHIP EXPERIENCE.

BMW Maintenance Program is one of the most comprehensive maintenance programs in its class. We cover all factory-recommended maintenance during the New Vehicle/SAV Limited Warranty coverage period. This includes scheduled oil services and inspections. Also covered is the replacement of items that are subject to normal wear and tear, such as brake pads, wiper blade inserts and engine drive belts.² And, thanks to BMW's advanced engineering, most owners enjoy a well-balanced maintenance schedule, with flexible routine service intervals that can save you time. When your vehicle requires attention, your authorized BMW center ensures that it receives only genuine BMW parts – your assurance of exacting quality standards.

For more details on BMW Ultimate Service and the BMW Maintenance Program, visit your authorized BMW center or log on to bmwusa.com/ultimateservice.

BMW Assist Safety Plan³ is a four-year program that lets you enjoy peace of mind knowing that a friendly response specialist is there to help you, 24/7, at just the push of a button. The Safety Plan includes Automatic Collision Notification, Emergency Request, Enhanced Roadside Assistance, Door Unlock, Stolen Vehicle Recovery and Customer Relations. Included in the BMW Assist Safety Plan, MyInfo allows you to send business locations and street addresses with their associated phone numbers from the Google Maps™ website directly to your BMW. The destination can be sent to your Navigation system for turn-by-turn directions. With the BMW Navigation system and your mobile phone linked to your BMW via Bluetooth® technology, BMW's Mobile Office feature⁴ transfers text messages and emails to your iDrive Display screen and reads them aloud to you. A Calendar and To-do List can also appear on your Display screen while en route. Running late? Click on the phone number in the Calendar to call your appointment. For a list of tested mobile phones, visit bmwusa.com/bluetooth.

For the ultimate in coverage, add the optional **BMW Assist Convenience Plan**.² You'll enjoy unlimited access to personalized Directions, Traffic and Weather reports, as well as our Concierge feature, which can send a destination address and phone number, such as a restaurant or hotel, right to your BMW. You can make up to four operator-assisted calls per year with Critical Calling if your cell phone is not available, or if its battery is discharged. BMW Online allows access to up-to-date fuel prices and the latest weather forecasts, as well as Bloomberg's stock indices and the powerful reach of the Google Maps database – delivered to the iDrive Display right inside your vehicle.

BMW's unique **TeleService**, included in the BMW Assist Safety Plan, continually monitors specific parts that are subject to wear and tear – including the engine oil, micro-filter, spark plugs, brake linings and various fluids – as well as services that require attention at regular intervals, such as vehicle service inspections. This data is automatically transmitted to your authorized BMW center, which

will then call you to schedule a service appointment. You don't have to keep track of when your vehicle requires routine maintenance. An added benefit: any needed maintenance service parts will already be on hand, so your BMW is serviced and returned to you as quickly as possible. And because they use only Original BMW Parts, you can rely on expert fit and long-lasting BMW quality. For more details on TeleService, visit bmwassist.com.

BMW Roadside Assistance is provided free of charge for the first four years – with no mileage limit. Call **1-800-332-4BMW (4269)** for friendly on-the-road help, 24/7, anywhere in the United States, Canada and Puerto Rico. This includes everything from flat-tire changes, emergency gasoline and lock-out service, to towing, alternative transportation and even trip-interruption benefits. This service also provides valuable trip-routing advice.

THE MOST EXCITING PLACE IN AMERICA TO DRIVE A BMW.

The BMW Performance Center in Spartanburg, SC.

Just beyond the foothills of the Carolinas' Blue Ridge Mountains lies the \$12 million BMW Performance Center. This sprawling, modern complex houses the world-famous BMW Performance Driving School, as well as the Zentrum Museum, BMW Boutique, BMW Delivery Center, and a Corporate Conference Center. Nearby is BMW's only manufacturing facility in the U.S., where models, such as the SAV[®] are built for export worldwide. It's a unique place where BMW enthusiasts can spend days – or, in the surrounding area, an entire vacation.



BMW Virtual Center. If you get the sudden urge to shop for a BMW but your authorized BMW center is closed, there's good news – the BMW Virtual Center is open 24 hours a day! Log on to bmwusa.com/byo, and choose the model that interests you. Configure the BMW of your dreams, and see what the monthly payments would be. You can even send the specifications to your authorized BMW center, apply for financing, or request a test drive – all online!

BMW Financial Services. Arranging to buy or lease a BMW is easier than you may think. Your authorized BMW center offers leasing and financing to suit your personal needs through BMW Financial Services.⁵ Start the process at our website, where you can build your "dream vehicle," get an estimate on a monthly lease or financing payment, submit a credit application to BMW Financial Services – and get approval – all online!⁶ To find out how BMW Financial Services can help put you behind the wheel of your favorite BMW model, log on to bmwusa.com/fs or call, toll-free, **1-800-578-5000**.

BMW Magazine. A fascinating view of the latest events and products in the world of BMW, including travel reviews, personality profiles, and the latest BMW technologies. Sent to new owners and lessees several times a year, you can also read articles from **BMW Magazine** on the BMW website at bmwusa.com under the "Media Gallery & Library" heading, found in the "Experience" section.

BMW Welt: The BMW Welt ("BMW World") delivery and brand-experience center in Munich is bold proof of BMW's passion for design. When you take advantage of the BMW European Delivery Program,⁷ this is where you will meet your new BMW – in a personalized process that is highly dramatic and totally unforgettable. (You might also realize substantial savings that just may pay for your trip.) While you're there, marvel at the historic BMWs in the Museum; learn about our engineers' newest innovations in the Technology and Design Atelier; and take a tour of the plant to experience firsthand the state-of-the-art methods used to create a BMW. Then comes the unique experience of driving your new BMW on the roads it was designed for. To learn more, visit bmwusa.com/europeandelivery.

¹ See your authorized BMW center for details on these limited warranties.

² The BMW Maintenance Program covers factory-recommended maintenance services as determined by the Service Interval Indicator for all new eligible MY 2004 and later BMW vehicles. Specific additional items that need replacement due to normal wear and tear are also covered. The maintenance coverage period is for the first 4 years or 50,000 miles, whichever comes first. Exclusions from coverage include: gasoline, gasoline additives, windshield washer fluid and additives, battery, tires, wheels, wheel alignment and tire balancing. All work must be performed by an authorized BMW center. See the Service and Warranty Information booklet for specific terms, conditions and limitations. Further information can also be obtained from your authorized BMW center.

³ BMW Assist with 4 years of Safety Plan services is standard. In order to receive BMW Assist services, a subscriber agreement must be completed and transferred to the BMW Assist Response Center. GPS and underlying wireless services must be available and functioning; vehicle ignition must be turned on (except for Door Unlock and Stolen Vehicle Recovery), battery charged and connected and vehicle's electrical system operational; services may be limited to certain geographic areas. Call toll-free **1-888-333-6118**, go to bmwassist.com, or visit your authorized BMW center for additional program details. Services are subject to the terms and conditions of your subscriber agreement.

⁴ Not all mobile phones are compatible with Mobile Office, and some compatible phones support a limited number of Mobile Office functions. For the complete list of compatible mobile phones and the details regarding which Mobile Office functions are supported by each phone, please visit bmwusa.com/bluetooth.

⁵ Requires BMW Assist Safety Plan subscription. Services are subject to the terms and conditions of your subscriber agreement. Please go to bmwassist.com for additional details on the optional Convenience Plan.

⁶ Subject to credit approval and other terms and conditions.

⁷ Not all models available for BMW European Delivery Program. Please go to bmwusa.com or visit your authorized BMW center for details.

BMW Performance Driving School.

Whether you've been driving for decades or just got your learner's permit, we can help take your driving skills to the next level. Behind the wheel of our new BMWs and under the expert guidance of professional driving instructors, you'll hone your driving skills on a versatile driving course – 1.7 miles of asphalt that can be configured in a multitude of ways. In One- and Two-Day Schools you can tackle the skid pad, slalom course and water walls. The BMW Performance Driving School is about control and pushing a BMW to its limits – and yours.

BMW Performance Center Delivery.

You'll always remember the fun of taking delivery of your new BMW – with BMW Performance Center Delivery. After enjoying dinner and an overnight stay at a first-class hotel, we'll take you and your companion to the Performance Center where a Product Specialist will give you an in-depth introduction to your new BMW. Then at the Performance Driving School, you'll get tips from a professional driving instructor as you explore the dynamic capabilities of a similar model. It's exciting, it's enlightening – and it's all compliments of BMW with your new vehicle.

More about BMW



The Ultimate Driving Machine®

bmwusa.com
1-800-334-4BMW

امداد خودرو فارما

تلفن شبانه روزی: ۰۸۵-۸۸۸۶۲۰۸۵

FarmasOS.com

BMW and the environment.

BMW is a strong proponent of the environment and social responsibility. We launched BMW EfficientDynamics back in 2000 – the philosophy of providing greater power with increased efficiency and fewer emissions. This has resulted in significant benefits today – for our customers, the climate and the environment.

That year, ecological sustainability was also declared one of BMW's core strategic principles; it is now firmly anchored in our entire production chain. It starts with the development of fuel-saving and alternative vehicle concepts, continues with environmentally friendly production processes, and ends with innovative recycling methods. This effort has been recognized worldwide; in 1999, BMW AG – the parent company of BMW of North America and BMW Manufacturing Co. in Spartanburg, SC – was the first automotive company to be represented on the Dow Jones Sustainability Group Index. It has remained on the Index ever since; moreover, since 2005, BMW has been voted the world's most sustainable automobile manufacturer. At BMW, we strive for and achieve high performance in all we do.

BMW recommends **EDGE**

